

CATALOGUE 2024

**WE TAKE CARE OF**  
YOUR **PROTECTION** AND **COMFORT**,  
**DESIGNING** AND **MANUFACTURING**  
**PROFESSIONAL PRODUCTS & SERVICES.**

**Ksenia**<sup>®</sup>  
security innovation

**Lobeco**  
FIRE + SECURITY

*We make it work.*

[www.lobeco.nl](http://www.lobeco.nl) | [www.lobeco.be](http://www.lobeco.be)



# **THE NEW PEACE OF MIND**

## Index

# 01

## THE NEW PEACE OF MIND

- 02 Mission
- 03 Our values

# 02

## Hybrid IoT Control Panels for Security and Home & Building Automation lares 4.0

- 06 - 09 lares 4.0
- 12 - 15 Communication Systems for lares 4.0
- 16 - 19 Description of lares 4.0 main functions

# 03

## Security Systems and Access Control

- 22 - 27 Access control
- 30 - 36 Detectors
- 38 - 43 Magnetic contacts
- 46 - 51 User Interfaces
- 54 - 57 Sirens
- 60 - 62 Video surveillance & video verification systems
- 64 - 73 Expansion modules

# 04

## Domotic

- 76 - 86 Domotic
- 88 - 93 Integrations

# 05

## Integrated management: lares 4.0 APP

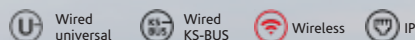
- 96 - 97 Dashboard and features
- 98 - 99 Protection Section
- 100 - 101 Smart Home section

# 06

## Services for the Installer

- 104 Ksenia Pro APP
- 105 Ksenia SecureWeb
- 106 TalentLMS
- 107 Back Up & Supervision Services
- 108 - 109 Web Server
- 110 Ksenia DNS
- 111 vigilo

### Icon legend



# OUR MISSION:

how the dream will come true

4



*“We take care of your **Protection and Comfort**, designing and manufacturing **Professional Products & Services**.  
All of this thanks to **enthusiastic people** focused on **customer satisfaction** through **Innovation, Sustainability, Reliability** and **Design made in Italy.**”*

We can ensure the security of homes and the well-being of people through our wide range of **professional** solutions, **certified** according to national and international standards. The **reliability** of our product is at the center of our attention, as your peace of mind is our top priority.

The installation of a professional security system requires high-level expertise. Therefore, we want to emphasize that the installation of our devices is exclusively reserved for **true experts** who can create a customized system that fully meets every single need. Furthermore, we are committed to actively supporting them by offering services that greatly simplify their work and enable them to provide the highest level of assistance to their customers.

Certainly, to make a dream come true and turn it into reality the action of collaborators who share the same vision is fundamental.

Ksenia Security is a **united, competent, and determined** team that enthusiastically embraces all the challenges of the market, guided by four core values that influence every company decision: **Innovation, Sustainability, Reliability** and **Design Made in Italy.**





## INNOVATION

We listen to the present and anticipate the future to always be in line with market needs.


How do we do it? Thanks to a strong innovative spirit that allows us to create cutting-edge products that improve and simplify people's lives, without neglecting originality and ease of use. We constantly invest in our Research & Development department, setting concrete and more ambitious goals than ever.

## SUSTAINABILITY

Sustainability is a core value for Ksenia Security and permeates every aspect of our activities.

We have adopted sustainable solutions such as hydraulic invariance, high insulation and photocatalytic cement to ensure high energy efficiency. We care about the protection of human rights and promote an inclusive and stimulating work environment.

5



## RELIABILITY

Our products and solutions are developed to maintain high performance over time: they are subjected to constant and strict reliability tests and have obtained national and international quality certifications.

Ksenia Security's innovative and certified technology allows us to offer highly professional, scalable solutions capable of achieving the highest levels of long-term protection.

## DESIGN MADE IN ITALY

We are deeply tied to tradition: all our products have Latin names to express the strong sense of belonging to our country.

The design of our products reflects the Italian style in all its forms: beauty, quality and attention to every single detail. We prefer a sober and minimalist design that adapts perfectly to any environment.





EAC



EN50131 Grade 3 - Class II



T031:2017



SSF 1014 Larmklass 3

# lares 4.0

product code KSI1400016.300 - lares 4.0 - 16  
KSI1400040.300 - lares 4.0 - 40  
KSI1410040.300 - lares 4.0 - 40 wls  
KSI1410140.300 - lares 4.0 - 140 wls  
KSI1410644.300 - lares 4.0 - 644 wls



lares 4.0 - 644+ wls



lares 4.0 - 16



lares 4.0 - 40



lares 4.0 - 40 wls



lares 4.0 - 140 wls



Secure web



App lares 4.0

## CERTIFICATIONS

EAC  
EN50131 Grade 3 - class II  
T031:2017+A1:2018+A2:2022  
SSF 1014 Larmklass 3



**lares** deriva dal latino secondo cui i «Lari» nella Roma antica erano le divinità che proteggevano la domus, la casa; quale miglior nome per una famiglia di centrali di sicurezza?

**lares** comes from Latin and means "Lari": in Ancient Rome they were the divinities who protected the domus, the home. What better name for a family of Security control panels?

The new lares 4.0 control panel is the perfect and most advanced solution in the age of digitalization (IoT), both for Security (Intrusion, Access Control and Video Surveillance) and Home & Building Automation.

All control panels are hybrid (both wired and wireless) and are provided with the same number of inputs and outputs, for lights, HVAC, irrigation, shutter blinds and any other kind of automation or household appliance, involving both Security and Home & Building Automation.

lares 4.0 is available in the following sizes: 16, 40, 96, 140 and 644 but, regardless of the chosen version, the motherboard comes with the Ethernet port already on board, an SD card slot, 8 input terminals + 2 configurable inputs or outputs and a 4G-LTE add-on module.

The control panel can be managed by the end-user through an App called lares 4.0 and can be programmed by the Installer via any mobile terminal, thanks to the Ksenia Pro App.


## MAXIMUM RELIABILITY

The lares 4.0 control panel is designed to optimally take the strictest installation and management conditions and for the most "sensitive" applications. It is certified by the European standards EN50131 - Grade 3, supported by the quality marks IMQ (Italy), Incert (Belgium) and SBSC (Scandinavia).



# lares 4.0 wls 96

product code KSI1410096.300 - lares 4.0 wls 96



lares 4.0 wls 96



## CERTIFICATIONS

EAC  
EN50131 Grade 3 - class II  
T031:2017+A1:2018+A2:2022  
SSF 1014 Larmklass R



## HOW TO ORDER



**KSI1410096.300** - lares 4.0 wls 96

It is able to manage up to 96 zones, of which 40 wired and 18 outputs. It can be expandable with an KS-BUS: up to 3 user interfaces (to be chosen among ergo keypad, volo and volo-in proximity readers), 1 BUS siren (imago or radius), 1 domus to manage the functions of the chronothermostat, 6 expansion modules (a choice among auxi and auxi-H), 2 among opis and divide. IP peripherals management (ergo-T, gemino IoT, porta 4.0, cameras). Complete with siren and wls antenna. Only for installation on plastic cabinet KSI7305015.011.

**KSI7305015.011**- intro with white plastic cabinet with front opening and screw closure. Supplied with tamper. Depending on the type of lock, select either the 13.8 V UPS kit (KSI7101260.000) or the 27.6 V UPS kit (KSI7102460.000).It can contain 2 expansion modules and up to two 12V-2Ah lead batteries. Dimensions: 215x288x84,5 mm.



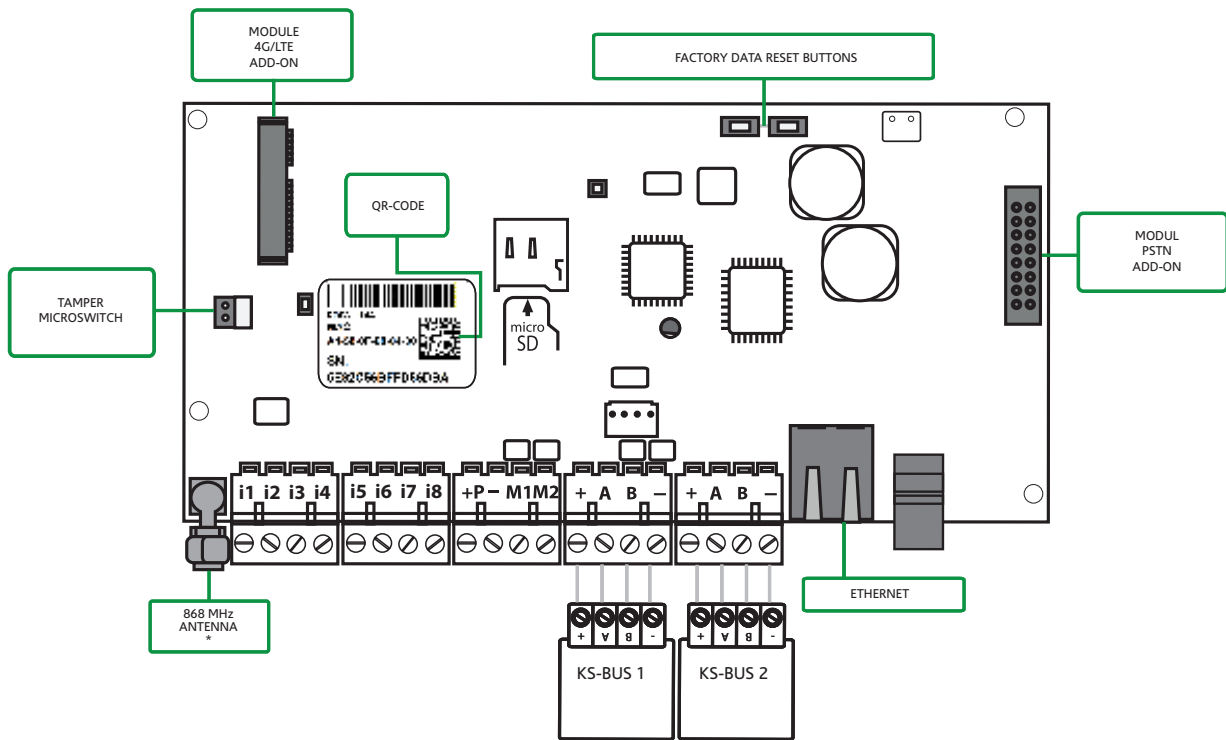
lares 4.0  
KSI1410096.300



intro  
KSI7305015.011







Certified  
EAC  
EN 50131- Grade 3 - class II  
and T031: 2017  
SSF 1014 Larmklass 3

**HOW TO ORDER**

- KSI1400016.300 - lares 4.0 - 16:**  
 up to 16 IN + 16 OUT with 6 partitions - native with Ethernet interface.  
 (no wireless on board - requires a duo transceiver)  
 Dedicated APP for Installer (Ksenia Pro) and User (lares 4.0)
- KSI1400040.300 - lares 4.0 - 40**  
 up to 40 IN + 40 OUT with 12 partitions - native with Ethernet interface.  
 (no wireless on board - requires a duo transceiver)  
 Dedicated APP for Installer (Ksenia Pro) and User (lares 4.0)
- KSI1410040.300 - lares 4.0 - 40 wls**  
 up to 40 IN + 40 OUT with 12 partitions  
 native with Ethernet interface and 868 MHz bidirectional wireless  
 (DPMS technology - Dynamic Power Management System) and double  
 BUS on board.  
 Dedicated APP for Installer (Ksenia Pro) and User (lares 4.0)
- KSI1410140.300 - lares 4.0 - 140 wls**  
 up to 140 IN + 140 OUT with 20 partitions  
 native with Ethernet interface and 868 MHz bidirectional wireless  
 (DPMS technology - Dynamic Power Management System) and double  
 BUS on board.  
 Dedicated APP for Installer (Ksenia Pro) and User (lares 4.0)
- KSI1410644.300 - lares 4.0 - 644 wls**  
 up to 644 IN + 644 OUT with 30 partitions (and beyond on specific  
 project): native with Ethernet interface and 868 MHz bidirectional  
 wireless (DPMS technology - Dynamic Power Management System) and  
 double BUS on board.  
 Dedicated APP for Installer (Ksenia Pro) and User (lares 4.0)

(+) lares 4.0 - 644\* wls: In order to obtain a unique and customized solution, for large project, it is possible to agree a customization of lares 4.0 with a number of zones larger than 644 already available.

**PARTS INCLUDED**

- Each PCBA control panel board is provided with:
- Power supply cable and battery connection
  - 10KΩ end-of-line resistors
  - Installation manual and quick guide
  - 868 MHz antenna with 30cm of cable (only on wls versions)

**ACCESSORIES**

- KSI7404130.010** - Metal cabinet painted in white 325 × 435 × 90 mm, lockable door and microswitch tampers, removable base, space for 7 expansion modules and an 18 Ah back-up battery. As standard, the metal cabinet is supplied with a 50W Switching power supply.
- KSI7402117.010** - Metal cabinet painted in white 255×295×85 mm, lockable door and microswitch tampers, 2 keys, space for 1 expansion modules and 7Ah back-up battery. As standard, the metal cabinet is supplied with a 25W Switching power supply
- KSI7403130.010** - Metal cabinet painted in white 325×400×90 mm, lockable door and microswitch tampers, 2 keys, space for 4 expansion modules and 7Ah back-up battery. As standard, the metal cabinet is supplied with a 50W Switching power supply



lares 4.0 performances

	lares 4.0 wls 96	lares 4.0 - 16	lares 4.0 - 40	lares 4.0 - 40 wls	lares 4.0 - 140 wls	lares 4.0 - 644+
<b>I/O management</b>						
Number of Zones (of wich radio)	96 (96)	16 (16)	40 (40)	40 (40)	140 (140)	644 (192)
Number of wired Zones	40	16	40	40	140	644
Support for IP Zones	●	●	●	●	●	●
Custom EOL Balances	1	2	4	4	14	64
Analog inputs range	1	2	4	4	14	64
Number of Outputs (of which radio)	18 (16)	16 (16)	40 (40)	40 (40)	140 (128)	644 (128)
Virtual Outputs (timer)	●	●	●	●	●	●
<b>On board features</b>						
I/O terminal	2 (Out only)	2	2	2	2	2
Inputs	4	8	8	8	8	8
868MHz radio interface	●	-	-	●	●	●
BUS interface	1	1	1	2	2	2
Indoor Siren Connector	●	-	-	-	-	-
Partitions	5	6	12	12	20	30
Arming Modes	8	8	32	32	64	128
Hashtags	2	2	12	12	20	64
Rooms (graphic maps)	8	12	24	48	64	128
Timer for Scheduler	4	8	64	64	64	128
Event log size	1500	1500	1500	5000	10000	10000
Users profiles	2	2	12	12	20	64
Number of users	16	16	64	128	512	1024
Programmable Logics	32	8	16	24	40	64
Chrono-thermostats	1	0	8	8	24	40
Counters	4	1	12	12	20	30
Meters (energia)	2	0	3	6	12	18
<b>Scenarios and Notification</b>						
Scenarios	8	8	32	32	128	512
Configurable event for scenarios/actions	32	32	64	64	256	1024
Contact Lists	8	8	8	8	16	32
Contact ID receivers (pairs)	1	1	3	3	3	3
SIA receivers (pairs)	1	1	3	3	3	3
Configurable event for Notifications	16	16	32	32	64	128
<b>IP Expandability</b>						
IP Cameras	4 (8****)	4 (8****)	12 (20****)	12 (20****)	20 (30****)	30 (63****)
ergo-T/ergo-T pro	1	2	4	4	8	14
IP Video intercom	1	1	1	1	1	1
gemino IoT	1	1	1	1	1	1
porta 4.0/porta IoT	1	1	1	1	1	1
IP Supervisors (Control 4 and Crestron integration)	1	1	1	1	1	1
<b>BUS Expandability</b>						
User interfaces (ergo; ergo-S/M; ergo-X, volo; volo-in)	3	6	24	24	40	64
I/O modules (auxi-1;auxi; auxi 10; auxi-R; auxi-H; auxi-L, auxi-A)	6*	4**	24	24	64	200
Sirens (radius, imago,vox)	1	6	24	24	40	64
Isolators (divide, opis)	2	4	12	12	20	32
Transceivers (duo)	0	2	2	1 (2***)	1 (2***)	1 (2***)
Home automation sensors (domus)	1	0	8	8	32	64
Load controllers (energia)	1	0	1	3	6	6
BUS sensors (matrix BUS, unum-X BUS)	8	8	40	40	64	64
Access control (intro)	4	4	8	8	12 (20****)	16 (30****)
<b>Wireless Expandability</b>						
Sensors (micro poli, poli, nanus, unum-X, nebula, vetum, matrix)	32	16	40	40	64	64
I/O module (auxi wls)	8	8	20	20	64	64
Sirens (imago wls)	3	3	3	3	5	5
Repeaters (duo)	2	2	2	2	2	2
Keypads (ergo wls)	4	2	3	3	4	4
Remote controls (opera)	16	16	64	64	64	64

\* Supports only auxi and auxi-H - \*\* Does not support auxi-H - \*\*\* Second BUS receivers can be used disabling on board Transceiver - \*\*\*\* Extended number is available under license. For further information contact our sales team.









lares 4.0  
**COMMUNICATION  
SYSTEMS**

# gemino IoT communicator 4G-LTE/IP

product code KSI4104000.310 - gemino IoT



Antenna 4G

**gemino** deriva dal latino e significa unire strettamente, mettere uno accanto all'altro.

*gemino derives from Latin and means closely related/linked or to put one next to the other.*

**gemino IoT 4G-LTE/IP Communicator** is an additional device that increases the communication capabilities of the lares 4.0 IoT platform thanks to the M2M 'ublox' Cat.1 professional module. It works on two transmission channels: crypted Ethernet/IP (with proprietary protocol) and 4G-LTE (Long Term Evolution) data network, with band 3, band 7 and band 20 (800, 1800 and 2600 MHz respectively).

**gemino IoT** is equipped with an Ethernet port and a micro-SIM card slot on board and it is designed to remotely control Dual-Path communication on lares 4.0 control panels.

**gemino IoT** allows lares 4.0 IoT platforms, installed on sites that do not have sufficient GSM coverage, to be reachable from 4G data network (with reception also on 2G and GPRS bands) or via Internet, in a completely transparent way for the installer and enduser as well. All of the above is related to specific features, such as programming and management of the control panel, push notifications when events occur, sending reports with SIA DC09 digital protocol with supervision of channel and receiver (dual-path), video verification of IP cameras connected to the local network. Finally, it includes easy management and fast synchronization of voice messaging, thanks to the now consolidated partnership with TTS Loquendo® of Nuance Communication.

## TECHNICAL DATA

- Power supply: PoE 13W or 12VDC
- Current consumption: PoE class 3 (12.95W) / 80mA stand-by, 250mA max
- GSM bands: GSM 4G Module u-blox
- Maximum data rate: 10 Mbit/s in download, 5 Mbit/s in upload
- Maximum transmission time of vocal alarm: 10 sec.
- Alarm transmission system: SP2 - SP4 - DP3
- External antenna connector type: SMA
- Operating temperature: -10 +55°C
- Humidity: 95%
- PCBA dimensions: 92x113x20 mm (hxlxp)
- Max overall dimensions: 140x102x30 mm (hxlxp)
- Weight: 190 gr

## INCLUDED PARTS

- 1 communicator gemino IoT (PCBA)
- 1 'Slim' plastic box
- 1 Installation Manual

## HOW TO ORDER

- KSI4104000.310 - PCBA

## ACCESSORIES

- KSI4800005.300 - External 4G antenna Kit with wall-mounting bracket, connectors and 10 m cable.

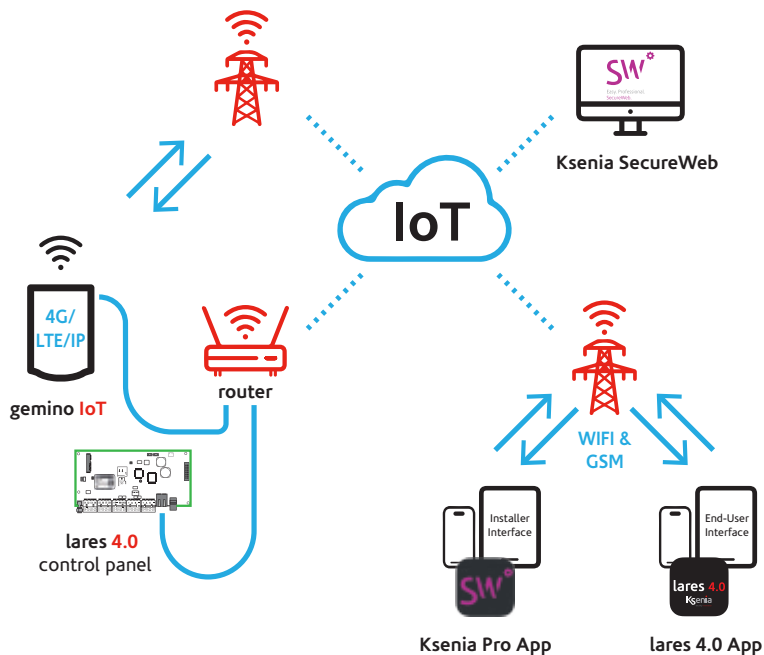
## COMPLIANCE

Europe - CE, RoHS

In addition, **gemino IoT** allows the supervision and therefore the sending of voice, SMS and Contact ID reports when any of the events programmed occur. Also it provides a high-speed data channel (up to 10Mbit/s in download) able to offer a complete back-up of communication network in the event of failure or temporary lack of coverage, from the 4G network to the IP-LAN network and vice versa, ensuring a total communication and data security.

**gemino IoT** has to be installed where the lares 4.0 IoT platform resides, in the same LAN infrastructure through the Ethernet port. The device is supplied with a plastic case for wall mounting, with special openings for connecting the Ethernet network cable and an external antenna if necessary (as an alternative to the internal one). It is powered by PoE or, alternatively, by 12V external power supply.





gemino IoT can be back up of IP and viceversa


### Perché gemino IoT? why gemino IoT?

- **because** it supports 4G-LTE connectivity, fourth generation network for data transmission on a high-speed mobile network, up to 10Mbit/s in download. 4G-LTE technology improves performance and communications and provides great advantage in reliability of connections and high speed;
- **because** you are allowed to choose the most suitable position to install gemino IoT, for the best reception of the mobile network signal. As gemino IoT is connected to lares 4.0 router platform via Ethernet and powered by PoE, it is not constrained by the position occupied by the central unit but aimed to guarantee best coverage;
- **because** it is possible to use gemino IoT as a ROUTER in the absence of wired internet connection. In this mode, gemino IoT implements a DHCP server that automatically provides and assigns IP addresses to each device on the same network, allowing the connection to internet through the data connection guaranteed by the module 4G/LTE;
- **because** it communicates through the IP network: on one side toward lares 4.0 platform, which guarantees adequate speed for data traffic and for communications offered by the services provided, and on the other side it ensures 4G-LTE network redundancy, for a complete back-up of communications, in case of failure or temporary lack of coverage (switching from 4G network to IP network and vice versa);
- **because** it represents the natural technological evolution of the add-on module (gemino BUS 3G) transitioning to 4G-LTE network, maintaining the same functionalities: remote configuration of the control panel through Ksenia Pro application or from Ksenia SecureWeb service, remote management by end-users with lares 4.0 application, sending of messages using the SIA DC09 protocol, notifications via SMS, e-mail, voice messages, Push notifications and Contact ID;
- **because** it is provided in an extremely compact (140x102x30 mm) case, it also implements the internal antenna on board, that makes it a modern technological and design product.



# 4G/LTE add-on module

product code KSI4104001.300 - 4G/LTE module



**KSI4800009.300**  
868/915/2G/3G/4G antenna for plastic cabinet KSI7305015.011.



**KSI4800006.300**  
Antenna 4G with 30 cm cable



**KSI4800008.300**  
Antenna 4G with 10m cable



**KSI4800005.300**  
Antenna 4G with 5 m cable

## TECHNICAL DATA

- **Interface** mini PCI-express
- **Power supply:** 3.3 Vdc
- **Current consumption:** 50 mA stand-by, 2.2 A max
- **UMTS Bands:** 800 MHz / 1800 MHz / 2600 MHz
- **GSM Bands:** GSM 4G Module Telit
- **Maximum data rate:** 10 Mbit/s in download, 5 Mbit/s in upload
- **Maximum transmission time of vocal alarm:** 10 sec.
- **Alarm transmission system:** SP2 - SP4 - DP3
- **External antenna connector type:** SMA
- **Operating temperature:** +5°C to +40°C
- **Compatible SIM type:** micro
- **PCBA dimensions:** 36x62x14 mm

## PARTS INCLUDED

- 1 add-on 4G/LTE module (PCBA)
- 1 PCBA Support holder

## HOW TO ORDER

- **KSI4104001.300** - 4G/LTE module PCBA

## OPTIONAL ACCESSORIES

- KSI4800009.300 - 868/915/2G/3G/4G antenna for plastic cabinet KSI7305015.011.
- KSI4800006.300 - Antenna 4G with 30 cm cable for metal boxes.
- KSI4800005.300 - Antenna 4G with 10m cable
- KSI4800008.300 - Antenna 4G with 5m cable for metal boxes.

## CERTIFICATIONS

Europe - CE, RoHS  
EN50136  
T031:2017



Add-on **4G/LTE** module supports 4G/LTE connectivity, fourth generation network for data transmission on a high-speed mobile network, up to 10Mbit/s in download. 4G/LTE technology improves performance and communications to obtain a best reliability and speed of the links.

Add-on **4G/LTE** module is an easy installation module, directly plugged into the lares 4.0 control panel motherboard. Using 4G/LTE (Long Term Evolution) data network, with band 1, 3, 7, 20 and 28A (800, 1800 and 2600 MHz respectively) it extends the communication capabilities of lares 4.0 control panel.

It also provides a high-speed data channel (up to 10Mbit/s in download) able to do a complete back-up of communication network in case of failure or temporary lack of coverage, from 4G network to the IP-LAN network and vice versa, ensuring total security of data and communications, or even be the only data channel available of the control panel.

Regardless of the Internet connection over IP, with the addition of the 4G/LTE module, lares 4.0 will be enriched with the following features:

1. Remote configuration of the control panel through free Ksenia Pro App for installer or from Ksenia SecureWeb service;
2. Remote management of the control panel through free lares 4.0 APP for users;
3. Sending of messages using the SIA DC09 digital protocol, with channel and receiver supervision;
4. Notifications via SMS, e-mail, voice messages, Push notifications;
5. Possibility of video-verification of ONVIF IP cameras connected to the local network;
6. Contact ID protocol to the Surveillance Centers is guaranteed.

# Switch 4.0 4 port LAN switch

product code KSI4400000.300 - Switch 4.0



switch 4.0 is a 10/100Mbit Ethernet network switch, designed to connect the Control Panels System lares 4.0 with our IP modules (ergo-T/ergo-T pro, gemino IoT, porta etc).

It has 4 Ethernet network ports, one of which is PoE (Power over Ethernet) that can be used to directly connect an IP module.

The device is powered directly from the lares 4.0 Control Panel power supply and therefore ensures a PoE power supply back-up to the IP modules.

## PSTN add-on module

product code KSI4200001.300 - PSTN add-on for lares 4.0



Using the PSTN module, the communication capabilities of lares 4.0 control panel can be extended.

It allows the sending of voice messages and contact ID when any of the events programmed in the control panel occurs.

It is a quick installation module, plugged into the control panel motherboard, and connected to the telephone line through a standard RJ-11 connector.

Another connector, always RJ-11, allows the connection of telephones and other devices that use the telephone line, in case of alarm the device is therefore able to start the communications by disconnecting all the other devices that use the telephone line.

It can work either as a back-up of 3G (or GSM) module or as main line.

### TECHNICAL DATA


- **Supply:** 13.8Vdc /1A max
- **Switch** 4 ports 10/100Mbit of which 1 PoE port 13W max
- **Dimensions:** 75x60x16mm



### PARTS INCLUDED

- 1 Switch 4.0 PCBA
- 4 Sustainers for PCBA
- 1 Installation manual

### HOW TO ORDER

-  KSI4400000.300 - Switch 4.0

### CERTIFICATIONS

Europe - CE, RoHS

### TECHNICAL DATA

- **Add-on Modul with 16 pole connectors**
- **Power Supply:** 12 Vdc and 3,3 Vdc
- **Current consumption:** 10 mA on 12 V, 30 mA on 3,3V
- **Operating temperature:** +5°C to +40°C
- **Connector RJ-11**
- **PCBA dimensions:** 80x38x16 mm

### PARTS INCLUDED

- 1 PSTN (PCBA) add-on module
- 2 Sustainers for PCBA
- 1 Installation Manual

### HOW TO ORDER

- KSI4200001.300 - PCBA

### CERTIFICATIONS

Europe - CE, RoHS  
EAC  
EN50136 Grade 2 -  
Class II  
T031: 2017



# Description of lares 4.0 main functions

## I/O

### Input section

Each control panel has 8 programmable inputs and 2 terminals that can be configured as inputs or outputs. Furthermore, a special connector is available for connecting the protections against opening and removal of the control unit from the wall. Depending on the model, the number of inputs can be expanded up to a maximum of 644, using the various auxi expansion modules, the ergo keypads for wired zones or wireless detectors. Each input is programmable according to one's own needs.

### Output section

The number of outputs can be expanded up to a maximum of 644 by using the various auxi expansion modules, the ergo keypads or the wireless modules auxi wls. Each output can be programmed according to the needs: polarity, mode, times, activations. Everything easily suits to any installation need.

## HTTP

### IP zones

IP zones allow you to activate the alarm of the zone itself through a device capable of generating an HTTP request (GET or POST). The revolution is using only one device to detect the movement of an intruder, to activate the alarm

and to access the related screenshots. Indeed, configuring the IP zone with an IP compatible camera, it sends to the control panel an alarm signal every time a movement is detected. Thus, the camera itself serves as a detection sensor. It triggers the alarm and supplies the control unit with the images of the intrusion. This implementation opens up new important scenarios of integration: the IP zones, in fact, allow you to associate not only ip cameras, but also other devices in able to send this type of report.

## KS-BUS

### KS-BUS interface

All the panels have a KS-BUS interface for connecting Ksenia peripherals, which allow to expand the capabilities and functionalities of the control panel. In the wireless versions, the panels have a double BUS on board, the speed is doubled and isolation is also guaranteed even in case of severe failure of one of the two BUS.

## 4G/LTE

### Communication add-on

The communication add-ons can be connected to the control panel board: one for the mobile part (GSM/GPRS or 4G/LTE), the other one for the PSTN part.

## 4GB

### Unlimited Memory

All the panels have a 4GB eMMC memory to save programming data, event logs, updated device firmware, screenshots of IP cameras.



### Power control

lares 4.0 monitors both the external power supply voltage and the battery voltage: periodically it checks its efficiency and alerts in case of problems. Moreover, in case of prolonged power failure, lares has a battery disconnection function to prevent deep discharges: the control panel, before "auto-shutdown", performs all the necessary checks, stores the date and time of the event going in stand-by in security. In this case even the sirens will not sound, avoiding unnecessary disturbances. When the power returns, everything will be restored as before, including the status of the outputs!



### Ethernet connectivity

In compliance with Ksenia philosophy, the IP interface is already integrated in the motherboard: a solution that allows you to comfortably manage the control panel from anywhere in the world from any internet connection. It is possible to program the control panel, perform all the management operations available in the system through the integrated installer WEB-SERVER, connecting to the Ksenia SecureWeb cloud for the remote management and programming via mobile APP. The system is protected by a triple security: all remote operations require password entry, the data are sent over the network under encrypted protocol and finally it is possible to disable remote access at any time or limit its functionality. In addition the system is able to send e-mails, synchronize the clock via NTP protocol, manage a P2P connection with the DNS ksenia, send the events to the telecommunications centers via the SIA DC009 protocol and much more without the need for hardware or additional licenses.

Finally, the network port is the best way to expand the functions of the control panel: remote communication via the gemino IoT with 4G-LTE module, user control via ergo-T touchscreen series, integration with third-party systems.





### ONVIF compatibility

On each version of the lares 4.0 control panels, cameras compatible with the ONVIF protocol (Open Network Video Interfaces Forum) can be integrated without the need for additional cards or hardware. Without the need to perform port mapping on the router, it is possible to send screenshots when an alarm occurs or see what happens in the protected areas in real time.



Open Network Video Interface Forum



### Partitions

Each zone can be freely associated to a partition to simplify its management, depending on the model up to 30 partitions are available. For each partition it is possible to program the entry, exit, warning, patrol times and define different entry modes.



### Voice messages

On the control panel it is possible to register a virtually unlimited number of different voice messages, with hundreds of minutes of recording; they allow to warn the user in case of alarm or failure (with a personalized message for each zone).

The voice messages are generated by a text-to-speech (TTS) synthesis engine: it is available thanks to the Loquendo® libraries and released by a "one-off" license.

You can use the licenses purchased on USB key that are compatible with traditional lares, for the generation in local connection, or buy a new one with scratch card for generation via Ksenia SecureWeb (therefore remotely via APP).



### Programmable logics

Any request received from your Customer, even the most demanding ones, can be satisfied thanks to the Programmable logics.

Try to put together hundreds of different events and arrange them with AND/OR operators: it will take few seconds to make the features of lares 4.0 more flexible and surprising!



### #Hashtags

#hashtags are a necessary tool of work when you need to implement replicated programming. After all, they are simply labels which allow to operate on several homogeneous objects at the same time. So, to create a scenario to switch off all the lights, you do not need to program a long list of actions that should act on a single output.

It will be enough to create #hashtag #light, associate it to all related outputs and write down just one instruction that turns off all the #light. The same facility is also available for zones, users and user interfaces management!



### Lots of new security features and integrated home automation

The control panel also allows the acquisition of a new programming without restarting the system, any modification does not change the status of the system.

New functions have been added to expand the potential of the control panel, such as hashtags per zones, outputs, users and user interfaces: a single label to manage even 644 outputs in one go! Many new features on scenarios, such as the possibility to exclude and include zones, enable or disable users, manage 4 modes of entry (manual override, forced with exclusion, forced with alarm, certified EN50131). Moreover the behaviour of the scenario can even be variable depending on the localization (local or remote): for example, opening a door remotely requires the insertion of a PIN while locally it takes simply to press a button!

All this without losing control of the intrusion, today even more powerful but simplified in many aspects to facilitate the Installer's work.



### Wireless

A whole range of radio devices can be connected to the lares 4.0 wls control panel, such as sensors, motion or smoke detectors, sirens and user interfaces. Radio coverage can be increased by connecting transceivers or repeaters.

The radio technology is characterised by bi-directional connection, power control (DPMS) and the search for the best radio path: all this guarantees security and reliability of the system and enables the installer to meet all major installation requirements.

# Loquendo







### Access control

The access control section, already integrated on the lares 4.0, is also highly developed. In fact, the control panel is able to manage over 1000 users to whom it is possible to associate PINs to be used in the keypad or RF-ID tags. The user can interact with the system by having up to 64 user interfaces (keypads and proximity readers), which allow a management of every gate. Each user can be assigned to one of 7 different access levels, with different privileges: from the administrator who has complete control of the system, to the minimum level which is only allowed to activate a scenario. From lares 4.0 app it is possible, for administrators and masters users, to manage the authorizations and configurations of other users, as long as they belong to the same partitions.



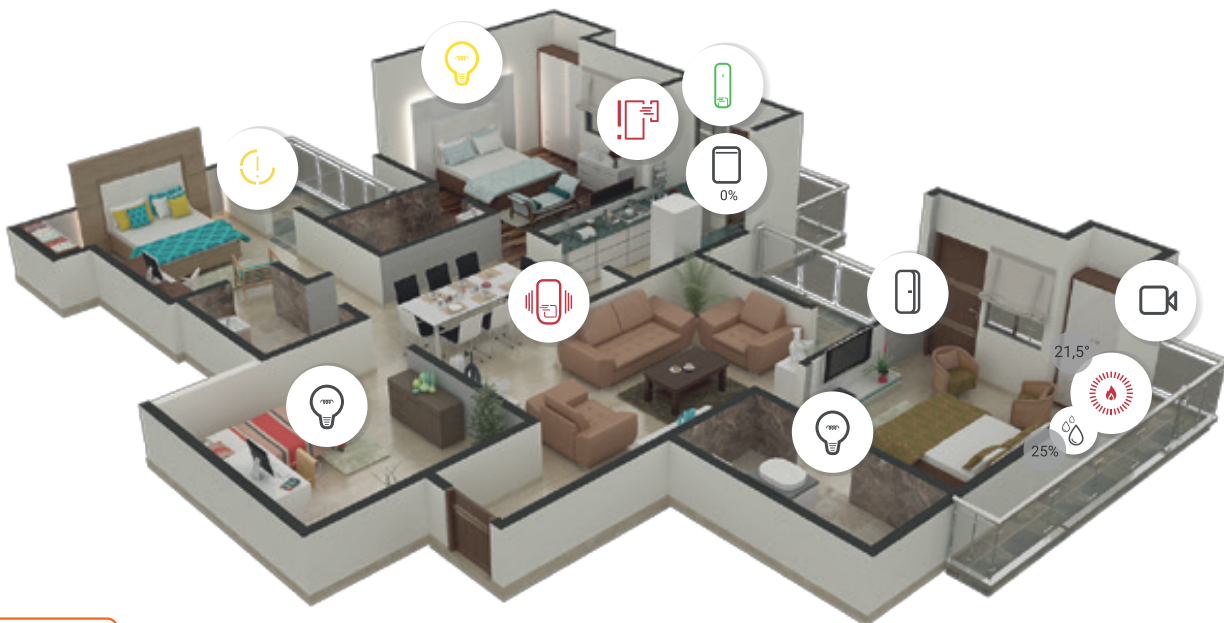
### Rooms / Maps

Enduser has at his disposal a logical organization subdivided into rooms, so that he can interact with numerous features configured on his control panel. Each device that has been programmed on the system (sensors, outputs, scenarios, cameras, etc.), in fact, can be combined with one or more rooms. With the APP lares 4.0, opening the display for rooms in the section SMART HOME, it is possible to see each element, previously configured, in that room and be immediately in control wherever you are. But there is more than that! Each room can be linked with an image, a picture of the space or a layout where each device can be placed exactly where it is physically located. With one simple click, through the user WebServer, you can move from one corner of your house to the other, without having to get up from your couch!



### Chronothermostats

Thanks to the temperature and humidity sensor of domus, the central panel offers to enduser a sophisticated control of heating and air-conditioning of rooms. Each control panel can manage up to 40 independent chronothermostats, each one of them can operate over independent air-conditioning devices or thermostatic valves. The easy management through APP lares 4.0 for user, or even from ergo-T touchscreen keypads, joins an exceptional level of functions: from a trivial manual management of temperature up to the programming of weekly programmes divided into time slots and advanced energy saving modes. Of course, both heating and air-conditioning can be set according to the season. Finally, the possibility of controlling humidity of environment, because 360 degree management of comfort is a must-have!





### Firmware update remotely

Both the control panel firmware and all the peripheral devices connected via the KS-BUS can be simply updated in a few seconds. It is not necessary to make any special connections, nor to insert jumpers or switch off the system or peripherals: the firmware is already in the control panel which downloads it by itself at every update from the Ksenia SecureWeb.

The update is done by simply pressing a button and it is safe. All Ksenia Security devices have a unique firmware update technology: the dual-firmware-mode.

A copy of the new firmware is saved on the device (control panel) that needs to be updated. Once the copy is finished (it can be done during normal system operation) the device checks the new firmware using a CRC (Cyclic-Redundancy-Check): if it is correct, it will start using the new firmware; otherwise



it will continue to use the old code, ensuring maximum reliability even in case of interruption of the transmission.

In practice all Ksenia Security systems are backwards compatible, new features or functions available in the future can be added also to existing systems without the need to modify or replace the peripherals themselves.



### Future devices: scalability

This special update management ensures that, once a lares control panel is installed, it will be compatible with all future Ksenia Security devices, without any need to replace the control panel, simply by updating its firmware.

### The future ahead of us

lares 4.0 is an evolutionary platform that will allow us to always add new and innovative functions oriented to Security, access control and Home & Building Automation.

Feedbacks from our customers are important to give the right priorities to all the functions we intend to add from time to time and identify new ones.

lares platform has been constantly enriched with functions from 2011 until 2015, absorbing most of the R & D resources. We expect the lares 4.0 platform to follow the same path!




# 03

## Security Systems & access control

22 - 27	Access Control
30 - 36	Sensors & Detectors
38 - 43	Magnetic contacts
46 - 51	User Interfaces
54 - 57	Sirens
60 - 62	Video verification & Video surveillance Systems
64 - 73	Expansion modules





**Lobeco**  
FIRE + SECURITY

We make it work.

# intro door controller module

product code **KS12800000.300** - intro



RELEASE 2024



intro door controller module is a BUS peripheral that can be connected to the lares 4.0 control panel, it is completely developed by Ksenia, from design to final production, in Italy.

It is designed to prevent public access to restricted areas of your building, such as server rooms, laboratories, archive rooms, etc., where only authorized personnel can enter; each single intro module allows you to install and manage a gate.

intro module, connected to RFID readers or keypads products, already available in the Ksenia catalogue, represents the physical core of the Access Control system designed by Ksenia; the software configuration is completely managed and monitored by the lares 4.0 control panel, including the devices connected directly to intro module; the time-based access rules settings are assigned to the Administrator level user that can plan his own configuration according to his needs, independently of skilled personnel and directly from the lares 4.0 user App.

No additional software is required!



## TECHNICAL DATA

- **2 BUS interfaces:**
  - **BUS System:** 3 wires (A, B, GND) link to lares 4.0 (NO power from KS-BUS)
  - **BUS Peripheral:** 4 wires (+P, A, B, GND) link to maximum two local peripherals (volo, volo-in or ergo-X) supporting the access control function
- **Power supply:** 11-28 Vdc (from external power supply)
- **Consumption:** < 300 mA
- **Memory / Data storage:** 4Mbyte
- **Outputs for door lock control:** 2 (day-lock and night-lock), contact maximum rating: 220Vac /220Vdc - 8A
- **Outputs:** 3 programmable dry contacts, contact maximum rating: 220Vca / 220Vdc - 1A + 1 preconfigured output dry contact for Alert
- **Inputs:** 2 programmable as N.C., N.O. or Balanced, input maximum rating: 5V - 20mA + 5 preprogrammed inputs
- Tamper protection against opening
- **LED status indicator:** RGB LED
- **Operating temperature:** -10 +55 °C (Class II)
- **Dimensions:** 105x115x58mm (LxWxH) (6 DIN modules including field connectors)
- **Weight:** 170 g
- **Mounting:** DIN rail mounting or inside a suitable metal or plastic cabinet

## HOW TO ORDER

- **KS12800000.300** - intro
- **KS17305015.011**- intro with white plastic cabinet with front opening and screw closure. Supplied with tamper. Depending on the type of lock, select either the 13.8 V UPS kit (KS17101260.000) or the 27.6 V UPS kit (KS17102460.000).It can contain 2 expansion modules and up to two 12V-2Ah lead batteries. Dimensions: 215x288x84,5 mm.

## PARTS INCLUDED

- 1 intro door controller
- 1 Installation manual IT / EN / FR

## COMPLIANCE

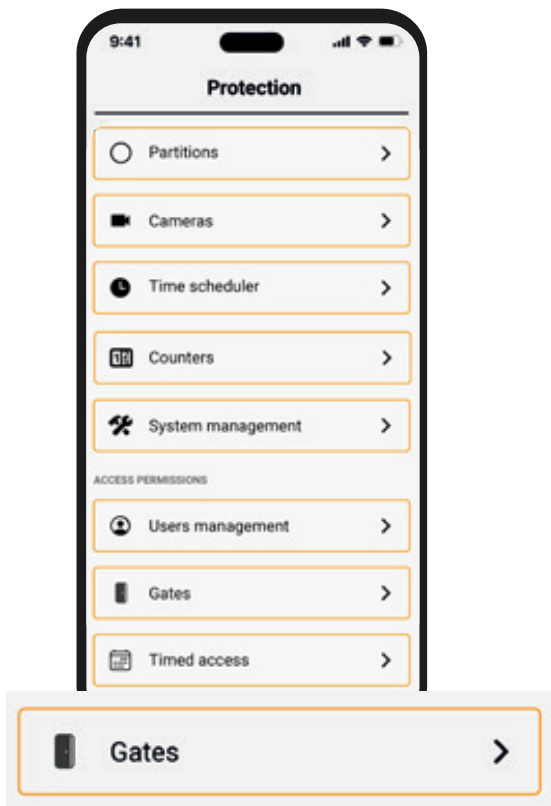
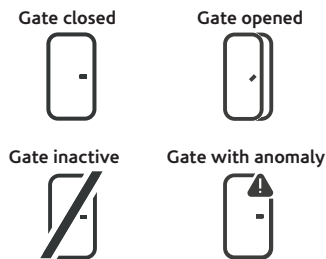
Europe - RoHS, CE

intro module is designed to protect any locked door equipped with an electronic lock and connected to up to two RFID readers or keypads Ksenia Authentication of authorized personnel takes place through Security tags/ cards and Security PIN codes and, finally, an appropriate configuration of access permissions that guarantees the control of WHO and WHEN can enter the area within a building.

Its compact dimension allows installation in a 6 DIN modules rail enclosure, optionally it can be wall mounted or included in a dedicated wall mount plastic cabinet (KS17305015.011) together with its power supply and a backup battery.



intro module is fully supervised by lares 4.0 control panel and shows the status of each connected element in real time, both to the installer (on the Installer web interface) and to the end user (on the lares 4.0 App via easy-to-understand icons):



## Identification

Users are identified by login credentials such as Security cards/keys, Security codes, etc. and identification of users is entrusted to Ksenia volo or volo-in readers and/or an ergo-X keypad installed next to the door and wired to intro. If an unauthorized user tries to show his credentials, the “Unauthorized User” event is generated. Double or single authentication can be configured, it depends on the level of security that the environment to be protected requires (with RFID security key and PIN code or just RFID key, for example).

Finally, identification may only be required to enter a protected area but not to exit, in that case an RTE (Request To Exit) button, installed near the door and physically connected to the intro module, can be used to unlock the door from inside the area.

## Authorization

lares 4.0 control panel verifies credentials and authorizations shown to the readers and allows access or not; For providing an immediate notification, intro can manage an external buzzer or lamp; for example the opening of the door can be signaled with a flashing light, always physically connected to the intro module.

## Tracking

All accesses are recorded in the control panel Event Log, both allowed and denied, as well as all with relevant information relating to intro module. All related events can be notified to the users.

### Perché intro? why intro?

- **because** the second BUS allows you to spare the installation of an isolator device, it guarantees protection of the control panel KS-BUS against external peripherals sabotage;
- **because** no configuration for DOTL (Door Open Too Long) and FD (Forced Alarm) alarms is necessary, except for enabling or disabling them;
- **because** no configuration of events or actions for the management of RTE button and ALERT output is necessary;
- **because** a new logic programming facilitates the installers' work;
- **because** a new logic programming simplifies the User Experience of integrated security/access control system management;
- **because** the gate can be managed by the Administrator level user, both from lares 4.0 App and from a PC via the control panel web interface;
- **because** the Administrator level user can decide who can or cannot access through each single gate and when, according to the timed accesses rules he programmed;
- **because** intro module, just like any other BUS peripheral of Ksenia, can be remotely updated;
- **because** additional memory on board guarantees future firmware updates and new features to come.

# Exterior Keypad **ergo-X**

product code KSI2100031.302 - black ergo-X  
KSI2100031.303 - grey ergo-X



**GIT**  
**SECURITY**  
**AWARD**  
**2023**  
**WINNER**

**ergo-X** keypad is the new user interface for lares 4.0 control panels, it is connected to lares 4.0 via the KS-BUS. The keypad case is compliant with IP65 protection degree so that it can be installed outdoors but its minimalist and simple design is also suitable for any residential or commercial type of environment.

**ergo-X** keypad hides the keys when it is in idle state, they light up by approaching the hand thanks to an integrated proximity sensor. It also integrates an RFID Tag reader to read Ksenia mini-tags, a multi-color LED is lit of the color related to the status of the system and to the scenario set up, feedback sound on keypress and operations. It has two terminals M1 and M2 that can be configured as I/O from Ksenia Pro installer App.

## TECHNICAL DATA

- Power Supply: 13,8 Vcc
- Consumption: max 200mA
- Mechanical membrane Keypad
- RFID Tag reader
- Automatic backlight
- Status signaling through RGB multi-color LED
- Feedback sound on operations
- Tamper switch anti-removal
- Terminals I/O (OC 500 mA max): 2
- Protection degree: IP65
- Anti-vandalism protection degree: IK09
- Wall mounting bracket
- Dimensions: 72 x 113 x 20,5 mm (LxHxP)
- Color: black, light grey

## CERTIFICATIONS

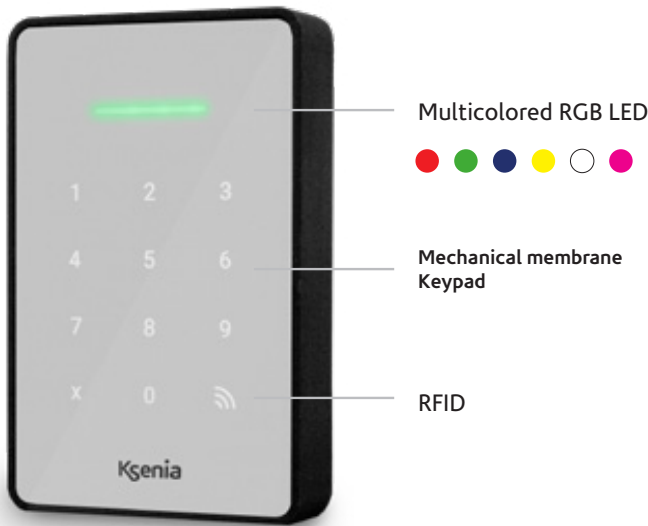
Europe - CE  
EN50131 Grade 3 - class II  
T031:2017+A1:2018+A2:2022



**ergo-X** keypad allows you to execute arming and disarming or home automation scenarios by approaching your own mini Tag, by long pressing a key (without PIN) or by choosing a key after entering the PIN. The scenarios can be fully customizable from Ksenia PRO Installer App and any color of the RGB LED associated with each one of them, as well.

Incorrect PIN code locks the keypad on the third wrong attempt and notifies it to the user. For recovering eventual errors while digiting the PIN code, it is possible to cancel the wrong digits by pressing X key.

**ergo-X** keypad plays a sound during the entry and exit times. The control panel detects sabotage attempts thanks to the tamper on the back of the case, and it is able to manage the sabotage event by associating scenarios and missing notifications, sabotage and restore, to send to user and installer.



## HOW TO ORDER

- **KS12100031.30X** - Black (302) or light grey (303) ergo-X

## PARTS INCLUDED

- 1 ergo-X keypad with 2m of 8x0.22mm cable
- 1 bracket
- 1 black screw for bracket lock
- 2 wall plugs with fixing screws
- 1 installation manual

## ACCESSORIES

- KS17600000.000 - Pocket Mini-Tag in Black color with metal key-holder ring.

The two I/O terminals on the keypad can be managed individually as outputs (open collector) or as inputs (NO and NC or balanced up to triple parallel balancing, fast zones excluded). Finally, the IP65 protection degree of the keypad case allows outdoors installation, guarantees the operation even in the presence of pouring rain and does not require additional protection.

### Perché ergo-X? why ergo-X?

- **because** from the design up to the final product, Ksenia has fully developed the ergo-X keypad in Italy, in line with the minimalist and simple design of all its products, combining technology and innovation;
- **because** it allows you to arm/disarm your system, but also the activation of programmed scenarios of Ksenia Security system, using numeric keys (keypad function) and the approach of your mini-tags (proximity reader function);

- **because** it is protected against sabotage attempts;
- **because** incorrect PIN code locks the keypad on the third consecutive attempts;
- **because** the status of the system is immediately recognizable thanks to the multicolored LED;
- **because** it provides a useful feedback sound on keypress and all operations;
- **because** it provides two programmable inputs/outputs (NO and NC or programmable balancing);
- **because** the wall mounting operation is really easy and fast;
- **because** the IP65 protection degree of the keypad case allows outdoors installation, guarantees the operation even in the presence of pouring rain and does not require additional protection.

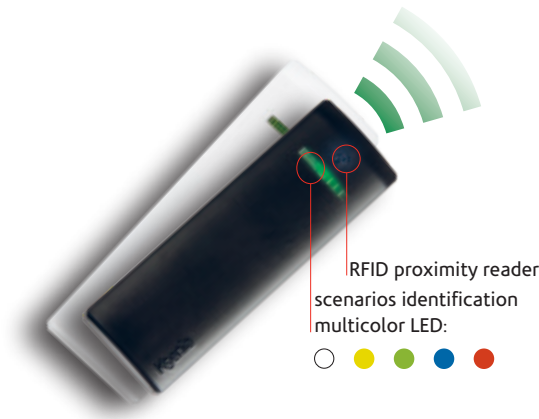


RELEASE 2024

KS12100030.302 - 60 mm round box mounting bracket for ergo-X.

# Outdoor proximity reader **volo**

product code **KSI2200000.300** - volo black  
**KSI2200000.310** - volo white



## TECHNICAL FEATURES

- Power Supply: 13.8 Vdc
- Consumption: 40mA
- RFID: ISO 14443 (A+B) @ 13.56MHz
- Dimensions: 127x43x17 mm

## HOW TO ORDER

- **KSI220000.3X0** - volo black(300) or white (310)

## PARTS INCLUDED

- volo proximity reader with a 2 meters long cable
- Quick Installation Guide
- 2 Fischer screws, diameter 5mm.

## ACCESSORIES

- **KSI2200001.300** - Optional frame for DIN 503 mounting. Color black or white
- **KSI7600000.000** - Mini-Tag in black color with metal key-holder ring.

## CERTIFICATIONS

Europe - CE, RoHS  
EAC  
EN50131 Grade 3 - Class II  
T031:2017+A1:2018+A2:2022  
SSF 1014 Larmklass 3



**volo** deriva dal latino e significa **volare, muoversi rapidamente.**  
*volo derives from Latin and means fly, move quickly.*

**volo**, linked on the KS-BUS, allows the user to manage to manage the arming /disarming of the Ksenia Security System and more in general the activation of different scenarios programmed in terms of Home Integration, by means of mini-Tags.  
It can be installed either directly onto the wall (in vertical) or screwed onto the Box DIN 503 (with an optional black frame).

The device is provided with 5-color LED (red, green, blue, yellow, white) and each of them can be associated to a customizable scenario. It is very simple to activate a scenario: approaching a valid Tag or NFC-enabled Phone to the Proxy Reader, the LED will switch on the color associated to the possible scenario, proposing automatically the most probable choice at first. To activate the desired scenario take the Tag or the Phone away when the LED is lit of the color related to that scenario: as acknowledge the LED will remain ON with the same color for other 3 seconds.

## PARTS INCLUDED

Its sober design allows the volo to be installed in every interior design. This device has been developed with an innovative tamper protection (against wall removal and opening): an accelerometer. This allows to avoid any mechanical switch and the related risk of deterioration, moist infiltration in Outdoor and to use it as a seismic detector with programmable sensitivity. Its plastic enclosure and the PCB protection treatment (full immersion in epoxy resin) allow its Outdoor Installation without additional protection.

## PROGRAMMING

**volo** can be connected to the 4-wires KS-BUS and can be programmed directly from the Control Panel.




Pocket Mini-Tag





# Indoor proximity reader **volo-in**

product code **KSI2200002.300** - volo-in



Scenarios identification multicolor LED: ○ ● ● ● ● ●

## TECHNICAL FEATURES

- Power Supply: 13.8 Vdc
- Consumption: 10mA
- RFID: ISO 14443 (A+B) @ 13.56MHz
- Dimensions: 45x43x17 mm



## HOW TO ORDER

- **KSI2200002.300** - volo-in

## PARTS INCLUDED

- volo-in proximity reader
- Quick Installation Guide
- 2 Fischer screws, diameter 5mm
- 2 mini-TAG Ksenia

## ACCESSORIES

- **KSI7600000.000** - Pocket Mini-Tag in Black color with metal key-holder ring.

## CERTIFICATIONS

Europe - CE  
EAC  
EN50131 Grade 3 - Class II  
T031:2017+A1:2018+A2:2022



## MAIN FUNCTIONS

**volo-in** is a proximity reader with RFID Technology.

**volo-in** is a proximity reader for indoor with acoustic/light signals, directly connected to the Ksenia BUS, the management of an entry / disarm the system intrusion Ksenia Security or, more generally, the activation of Nr. 5 scenarios programmed in optical automation, using the approach of the mini-tags enabled.

The device uses the standard slot RJ45 jack to be added to any provision of any supplier of devices housed in standard box 503.

The device has a multi-color LED (red, green, blue, yellow, white) which can be associated with a scenario freely programmable. It is very easy to activate a scenario: just bring a valid key to the reader, wait until the feedback (LED light of the scenario turns on), and remove the key.

It is possible to assign different acoustic tone to all the operations to deal with unusual light conditions and also to help visual impaired users

**volo-in** is equipped with a multi-tone buzzer to confirm the operations. To make it UNIVERSAL for all major plates, **volo-in** takes advantage from the standard square profile socket arising from the RJ45 Keystone socket used in a standard patch panel and other items of equipment. As such, the RJ45 flush socket will fit a standard pattern wall plate, normally designed for light switches from several manufacturers.

## PROGRAMMING

**volo-in** can be connected to the 4-wires KS-BUS and can be programmed directly from the Control Panel.



Pocket Mini-Tag







# DETECTORS

# unum-X

## THE NEW RANGE OF INDOOR DETECTORS

compatible with all the lares 4.0 control panels!

unum-X ST  
unum-X ST wls



unum-X DT  
unum-X DT wls  
unum-X DT BUS



unum-X DT/AM  
unum-X DT/AM BUS



unum-X ST series is certified **GRADE 2**

Detection area

**WIDE:**

12m coverage  
85° opening degree

**NARROW:**

18m coverage  
5° opening degree

unum-X DT series is certified **GRADE 2**

Detection area

**WIDE:**

12m coverage  
85° opening degree

**NARROW:**

18m coverage  
5° opening degree

unum-X DT/AM series is certified **GRADE 3**

Detection area

**WIDE:**

15m coverage  
85° opening degree

**NARROW:**

24m coverage  
5° opening degree



Ksenia Security has developed the new range of indoor motion detectors **unum-X**, compatible with all the lares 4.0 control panels.

The common feature is the ability to vary the PIR beam range and width simply by rotating the **Fresnel lens** by 180°: this makes it possible to use them as both volumetric and indoor curtain detectors!

unum-X is available in the universal, BUS and wireless versions in its several models: **unum-X ST** with PIR detection function; **unum-X DT** with dual PIR and microwave technology; **unum-X DT/AM** is dual technology with **anti-masking** active on both infrared and microwave and the **downzone** detection area.

Thanks to its wide range of functions and technologies, **unum-X** can meet the most varied installation needs and is the ideal solution for intrusion detection in residential, commercial, and industrial sites.

### Perché **unum-X**? Why **unum-X**?

- **because** different connection technologies are available in the same design: universal, BUS and wireless;
- **because** three detection technologies are available in the same design: PIR, Dual Technology and Dual Anti-Masking Technology;
- **because** it is Ksenia's first Grade 3 certified volumetric sensor, allowing installation even in sensitive industrial and commercial environments;
- **because** thanks to the rotatable lens in a single product, it provides volumetric coverage up to 15m or curtain coverage up to 24m;
- **because** by simply changing a programming, the same Grade 2 sensor can implement the PET Immune function;
- **because** in both BUS and wireless versions all adjustments can be performed remotely.



# Motion detectors unum-X ST

product code **KSI5101001.300** - unum-X ST  
**KSI5201001.300** - unum-X ST wls

**RELEASE 2024**



**RELEASE 2024**

**Wall mounting bracket**  
 KSI5900006.001

unum-X ST universal indoor motion detectors with PIR are professional detectors that guarantee the highest degree of reliability, without incurring any false alarms; they implement Tough Mod2 TM technology, in gold plated, which offers high resistance to heat and humidity and extends the life of the detector.

unum-X ST wls indoor motion detectors with PIR are professional wireless detectors, in compliance with the wireless bidirectional 868.5 MHz protocol used by Ksenia Security; they ensure the highest degree of reliability in motion detection with passive infrared (PIR) and pet immunity; they implement Tough Mod2 TM technology, in gold plated, which offers high resistance to heat and humidity and extends the life of the detector.

## TECHNICAL DATA


KSI5101001.300 - universal

- **Consumption:** 8 mA (normal) / 11 mA (max.) at 12 VDC
- **Power Supply:** 9.5 - 16 VDC
- **Relay output:** N.C. 24 VDC 0.1 A max.

KSI5201001.300 - wireless

- **Wireless Communication:** 868,5 MHz
- **Power supply:** 3 V lithium battery - Panasonic CR123A recommended
- **Battery life:** 4 years
- **Detection method:** Passive infrared
- **Rotating lens :** FRESNEL
- **Coverage:** Wide: 12 m 85° - Narrow: 18 m 5°
- **Operating temperature:** from -10°C to +40°C
- **Dimensions:** 129 x 61x 51 mm (h×w×d)

## HOW TO ORDER

-  • KSI5101001.300 - unum-X ST
-  • KSI5201001.300 - unum-X ST wls

## CERTIFICATIONS

**unum-X ST**

Europe - RoHS, CE  
 EN50131 grade 2 - class II  
 SSF1014  
 T031:2017

**unum-X ST wls**

Europe - RoHS, CE  
 EN50131 grade 2 - class II  
 \*UK Radio Equipment  
 Regulations 2017  
 \*SSF1014  
 \*T031:2018



\* Note: sensitivity low is not certified. Narrow setting is not certified



# Motion detectors unum-X DT BUS

product code **KSI5102001.300** - unum-X DT X5  
**KSI5102001.301** - unum-X DT X8  
**KSI5202001.300** - unum-X DT X5 wls  
**KSI5202001.301** - unum-X DT X8 wls **RELEASE 2024**  
**KSI5112001.300** - unum-X DT X5 BUS  
**KSI5112001.301** - unum-X DT X8 BUS **RELEASE 2024**



**RELEASE 2024**

Wall mounting bracket  
 KSI5900006.001

The unum-X DT X5/X8 dual technology PIR and microwave motion detectors are professional detectors that provide the highest degree of reliability, without incurring false alarms, in motion detection with passive infrared (PIR), X5 microwave (or X8 in countries where provided) and small pet immunity; they implement Tough Mod2 TM gold-plated technology, which offers increased resistance to heat and humidity and extends the life of the detector.

unum-X DT universal connects to the lares 4.0 Ksenia control panel by wiring the alarm and tamper outputs to input terminals of the panel or to any expansion module as NC or to a single input by inserting the balancing resistors and programming the DOUBLE PARALLEL BALANCING. The wls version, on the other hand, communicates with the lares 4.0 control panel on 868.5 MHz radio band.

unum-X DT X5/X8 BUS connects to the BUS of lares 4.0, and it is fully programmable locally by connecting to the control panel's webserver, or remotely by connecting to the Ksenia SecureWeb cloud.

The following functions are programmable:  
 - PIR sensitivity (3 levels: low, medium, high)  
 - Microwave sensitivity (2 levels: low, high)  
 - LED indicator (ON/OFF).

## TECHNICAL DATA

KSI5102001.300/301 - universal  
 • Power Supply: 9,5 - 16 VDC  
 • Assorbimento: 11 mA (normal) /14 mA (max.) a 12 VDC

KSI5202001.300/301- wireless  
 • Power Supply: 3 V lithium battery - Panasonic CR123A recommended  
 • Wireless communication: 868,5 MHz

KSI5112001.300/301 - BUS  
 • Power Supply: 13,8 Vdc  
 • Consumption: 14 mA (normal) / 19 mA (max.) a 12 Vdc

- Detecting mode: Passive infrared (PIR) e Microwave (MW)
- Rotating lens Fresnel 180°
- Coverage: **Wide:** 12 m 85° - **Narrow:** 18 m 5° (MW disabled)
- Detectable zones: **Wide:** 76 zones - **Narrow:** 12 zones
- Installation height from 2 to 3 m (2,4 m recommended)
- Microwave frequency: - X5:10.525GHz - X8:10.587GHz
- Pet immunity: YES (with low PIR sensitivity, up to 30cm height of the animal)
- Green LED indicator: At rest: OFF - Alarm/sabotage: ON
- Operating temperature:-10°C +40°C
- Umidity: 95% max
- Dimensions: 129,2 x 61,5 x 50,9 mm (HxLxP)
- Weight: 105 g

## HOW TO ORDER

- KSI5102001.300 - unum-X DT X5
- KSI5102001.301 - unum-X DT X8
- KSI5202001.300 - unum-X DT X5 wls
- KSI5202001.301 - unum-X DT X8 wls
- KSI5112001.300 - unum-X DT X5 BUS
- KSI5112001.301 - unum-X DT X8 BUS

## CERTIFICATIONS

unum-X DT X5  
 Europe - RoHS, CE  
 \*EN50131 grade 2 - class II  
 \*SSF1014



\* Note: NARROW setting is not certified, PET immunity is not certified

unum-X DT X8  
 Europe - RoHS, CE  
 \*EN50131 grade 3 - class II  
 UK Radio Equipment  
 Regulations 2017  
 \*T031:2017



## CERTIFICATIONS

unum-X DT X5 wls  
 Europe - RoHS, CE  
 \*EN50131 grade 2 - class II  
 \*SSF1014



\* Note: NARROW setting is not certified, PET immunity is not certified

unum-X DT X8 wls  
 Europe - RoHS, CE  
 \*EN50131 grade 2 - class II  
 UK Radio Equipment  
 Regulations 2017  
 \*T031:2018



## CERTIFICATIONS

unum-X DT X5 BUS  
 Europe - RoHS, CE  
 \*EN50131 grade 2 - class II  
 \*SSF1014



\* Note: NARROW setting is not certified, PET immunity is not certified

unum-X DT X8 BUS  
 Europe - RoHS, CE  
 \*EN50131 grade 2 - class II  
 UK Radio Equipment  
 Regulations 2017  
 \*T031:2017



# Motion detectors unum-X DT/AM

product code **KSI5102011.300** - unum-X DT/AM X5  
**KSI5102011.301** - unum-X DT/AM X8  
**KSI5112011.300** - unum-X DT/AM X5 BUS  
**KSI5112011.301** - unum-X DT/AM X8 BUS

**RELEASE 2024**



**RELEASE 2024**

**Wall mounting bracket**  
 KSI5900006.001

unum-X DT/AM X5/X8 dual technology indoor motion detectors, with PIR, microwave detections and anti-masking, are professional detectors that guarantee the highest degree of reliability, without incurring any false alarms; they implement Tough Mod2 TM technology, in gold plated, which offers high resistance to heat and humidity and extends the life of the detector.

unum-X DT universal connects to the lares 4.0 Ksenia control panel by wiring the alarm and tamper outputs to input terminals of the panel or to any expansion module as NC or to a single input by inserting the balancing resistors and programming the DOUBLE PARALLEL BALANCING. The wls version, on the other hand, communicates with the lares 4.0 control panel on 868.5 MHz radio band.

Installation of unum-X DT X5/X8 BUS motion detectors is extremely simple: connection to the lares 4.0 Ksenia control panel is realized via KS-BUS, all of them can be managed locally or remotely via cloud from Ksenia SecureWeb.

The following functions are programmable:

- PIR sensitivity (4 levels: low, middle, high, very high)
- Microwave sensitivity (3 levels: low, middle, high)
- Antimasking sensitivity (3 levels: low, middle, high)
- Multicolour LED indicator (ON/OFF) for: Warm-up, Alarm and masking detection, PIR detection, Microwave detection and self test error, Low voltage.

## TECHNICAL DATA

KSI5102011.300/301 - universal

- Power Supply: 9,5 - 16 VDC
- Consumption: 16 mA - 21 mA (max.) @ 12 VDC

KSI5112011.300/301 - BUS

- Power Supply: 9,5 - 16 VDC
- Consumption: 16 mA - 21 mA (max.) @ 12 VDC

- **Detecting mode:** PIR + Microwave (X5: 10.525 GHz / X8: 10.587 GHz) + antimasking
- **PIR Sensibility:** 1,6°C a 0,6 m/s (at 2,4 m high)
- **Rotating lens Fresnel** 180°
- **Coverage: Wide:** 15 m 85° - **Narrow:** 24 m 5° (MW disabled)
- **Detectable zones: Wide:** 80 zones - **Narrow:** 20 zones
- **Installation height:** from 2 to 3 m (2,4 m recommended)
- **Changeable LED indicator ON/OFF**
- **Operating temperature:** -10°C +40°C
- **Umidity:** 95% max
- **Dimensions:** 159,1 x 62,2 x 55,7 mm (HxLxP)
- **Weight:** 200 g

## HOW TO ORDER

- KSI5102011.300 - unum-X DT/AM X5
- KSI5102011.301 - unum-X DT/AM X8
- KSI5112011.300 - unum-X DT/AM X5 BUS
- KSI5112011.301 - unum-X DT/AM X8 BUS

## CERTIFICATIONS

**unum-X DT/AM X5**

Europe - RoHS, CE  
 \*EN50131 grade 3 - class II  
 \*SSF1014

**unum-X DT/AM X8**

Europe - RoHS, CE  
 \*EN50131 grade 3 - class II  
 UK Radio Equipment  
 Regulations 2017  
 \*T031:2017



\* note: only with High AM Sensitivity and LED off and Low PIR Sensitivity NOT certified.

## CERTIFICATIONS

**unum-X DT/AM X5 BUS**


Europe - RoHS, CE  
 \*EN50131 grade 2 - class II  
 \*SSF1014

**unum-X DT/AM X8 BUS**

Europe - RoHS, CE  
 \*EN50131 grade 3 - class II  
 UK Radio Equipment  
 Regulations 2017  
 \*T031:2017



\* note: only with High AM Sensitivity and LED off and Low PIR Sensitivity NOT certified.



# velum DT AM Outdoor Curtain Motion Detector

product code **KSI5302010.303 - velum DT AM**  
**KSI5302010.303 - velum wls**



36 SECURITY SYSTEMS & ACCESS CONTROL / velum 6



## TECHNICAL DATA

- Power Supply: standard 12V, max 13,4V
- Power Supply velum wls: 1 Lithium battery LS14250 3.6 V (½ AA-size) included for a maximum duration of at least 2 years
- IR range: 12m (room temperature 25 ° C)
- Operating Frequency MW: 24.125GHz
- Range MW: 12m
- Antimasking Analysis: active infrared LED
- Thornproof: mems platform. (Accelerometer)
- Sabotage: front microswitch
- Operating Temperature Range: from -20°C to +55° C
- Range MW: adjustable by trimmer
- Analysis control tear: enabling by dip-switch
- Analysis antimasking: enabling by dip-switch
- LED indicators: RGB in five colors, can be disabled via dip-switch
- Detection area: only a tent (angle 7.5 °) Horizontal coverage: IR 90°, 80° MW, Vertical coverage: IR 7.5°, 32° MW
- Amplitude tent: at 2m 25cm, 130cm at 10m
- Detection range: from 0.30m to 12m
- Installation height: 2.30m from 2.10m max on the wall
- Material and color (housing and clamps): ABS gray
- Dimension: 38 x 129 x 40mm (l x h x p)
- Weight: 90g
- Protection: IP54
- Embedded EOL resistance: triple balancing 10Kohm parallel (To enable via microswitch) integrated on the pcb

*velum deriva dal latino e significa velo.  
 velum derives from Latin and means veil.*

Ksenia velum is a motion sensor dual technology with Anti masking which can be installed both outside and inside. It may simply mean that the sensor projects a dual Technology barrier shielding (infrared and microwave) which completely fills the area to be protected by covering it evenly, precisely as with a veil. **velum** detectors are motion sensors made with advanced professional components and materials among the best in the world. From every point of view, these sensors guarantee the highest degree of reliability in the detection of the movement, without incurring false alarms.

The motion detector **velum** includes two technologies for motion detection: microwave doppler effect and infrared. Together, these two signals are interpreted by proprietary algorithms that reject false alarms and detect unwanted intrusions.

Section microwave sensors **velum** includes a modern and compact tranceuver doppler microstrip. The Doppler signal is digitally processed to obtain the highest degree of reliability in intrusion detection and exclusion problems. The signals of repetitive motion are filtered so as frequencies resulting from fluorescent light are eliminated in digitally. The section to the IR acts with a lens combined with an infrared detector of high quality.

Finally, the signal is evaluated by a processor, for obtaining the exclusion of false alarms while maintaining an excellent degree of

## HOW TO ORDER

• KSI5302010.303 - velum DT AM

• KSI5402010.303 - velum wls

## ACCESSORIES

- KSI5900003.003 - Rain protection
- KSI7203627.000 - Lithium Battery 3.6V (½ AA-size) Included

## COMPLIANCE

Europe - CE, RoHS  
 EAC



Range

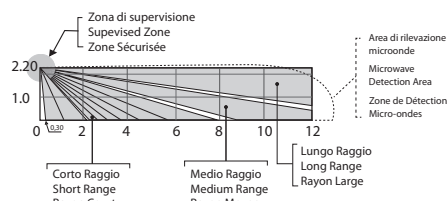
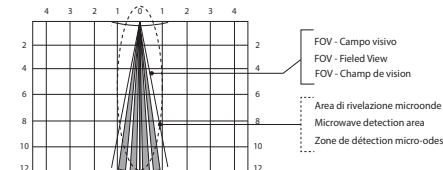


Diagram of visual coverage



Motion detectors **velum** are under 5 year warranty (3+2)



**Lobeco**  
 FIRE + SECURITY  
 We make it work.



# velum-C Outdoor Curtain Motion Detector

product code **KSI5302011.303** - velum-C  
**KSI5402011.303** - velum-C wls



intrusion detection. The masking of the lens of the infrared analysis is carried out using infrared LED active, able to detect any obstacle placed in the vicinity of the lens.

velum detectors are the ideal solution ideal solution to protect canopies, porches, below balcony, windows etc. The sensor velum is synonymous reliability and high safety, not only from the qualitative point of view, but also against sabotage attempts, given that integrates a station with accelerometer flexible and functional even in installations with the hub and a micro switch for front opening.

velum-C detector is a curtain motion detector that has the same main characteristics as velum wls detector; it can however be installed on the ceiling with a 6m vertical flow.

In this way, positioned at the center of the frame, it ensures its complete coverage, creating an insurmountable barrier to any intruder.

## TECHNICAL DATA

- **Power Supply velum-C wls:** 1 Lithium battery LS14250 3.6 V (½ AA-size) included for a maximum duration of at least 2 years
- **Range:** 6 m (room temperature 25°C)
- **IR sensor:** Dual element
- **Operating frequency uW:** 24.125 GHz
- **ANTIMASKING Analysis:** active infrared LED
- **Thornproof:** Accelerometer
- **Sabotage:** front microswitch
- **Operating temperature range:** from -20°C to +55° C
- **RFI/EMI immunity:** 20 V/m, 10-1000 MHz; 10 V/m, 1-2 Ghz
- **White light immunity:** 6500 lux
- **Sight range:** up to 300 m
- **Detection area:** only a tent (angle from 7,5°)
- **Vertical coverage:** IR 90°, MW 80°
- **Installation height:** from 2 to 6 m on the wall
- **Material housing and clamps:** ABS
- **Dimension:** 129 x 38 x 40 mm
- **Weight:** 90 g
- **Protection:** IP 54
- **Color:** gray

## HOW TO ORDER

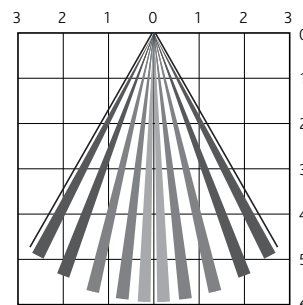
- **KSI5302011.303** - velum-C
- **KSI5402011.303** - velum-C wls

## ACCESSORIES

- **KSI7203627.000** - Lithium Battery 3.6V (½ AA-size) Included

## Perché velum? why velum?

- **because** the different detector models, all have the same design and the same size, while having different characteristics, whether wired or wireless technology. This avoids the typical “drop style” resulting from seeing often objects of different shape on the walls, maybe even the same room or local.
- **because** they guarantee maximum reliability when installed inside and outside in all weather conditions.
- **because** inside of the small size contains the latest technology in terms of environmental detection by integrating a dual technology.



# nebula optical smoke detectors

product code KSF5100001.001 - glass design, wired  
KSF5100001.003 - mesh design, wired  
KSF5300001.001 - glass design, stand-alone  
KSF5300001.003 - mesh design, stand-alone



Detail of separate bases

**nebula** deriva dal latino e significa nuvola, nebbia.  
**nebula** derives from Latin means cloud, fog.

**nebula** detectors are optical devices that allows a very quick smoke and fire detection respecting DIN EN 54-7 normative (wired version) or EN14604:2005 (stand-alone version).

Both models are fitted with a separate base available in silver and white. Thanks to the handy bayonet the installation is completed by screwing the detector on the base. There are two versions: the first with silver mesh, the second with circular glass design. Both versions of the device have a red LED for alarm event.

All models are also available in wired version, extremely practice in cabling thanks to the separate base.

## TECHNICAL DATA

- **Operating temperature range:**  
-10 to +60 °C, 95% Humidity
- **Weight:** 320 g (glass design)  
160 g (mesh design)
- **Dimensions:** 112x37 mm (glass design)  
95x21 mm (mesh design)

## Stand-alone versions

- **Power Supply:** 9V battery  
for a life expectancy up to 10 years

## Wired versions

- **Operative range:** 9 - 33 Vdc
- **Consumption:** < 20 µA - 25mA max

## PARTS INCLUDED

- 1 nebula Optical smoke detector
- 1 Separate base
- 1 9V Battery (only wireless version)
- 1 Installation manual

## HOW TO ORDER

- **KSF5100001.001** - nebula glass design, wired version
- **KSF5100001.003** - nebula mesh design, wired version
- **KSF5300001.001** - nebula glass design, stand-alone version
- **KSF5300001.003** - nebula mesh design, stand-alone version

## CERTIFICATIONS

EAC  
EN14604:2005 - stand-alone version  
EN54-7 - wired version



## Radio interface for stand-alone smoke detectors

product code **KSI5003000.300**



## TECHNICAL DATA

- **Operative range in open air:** up to 350 m
- **Battery life expectancy:** up to 2 years

## HOW TO ORDER

- **KSI5003000.300**

## CERTIFICATIONS

Europe - CE  
EAC



The radio interface allows to enroll the nebula stand-alone detectors to lares systems.



**MULTIFUNCTION  
MAGNETIC CONTACTS  
FOR EVERY TYPE OF  
FRAMES AND DOORS**

**Lobeco**  
FIRE + SECURITY


*We make it work.*

# WLS multifunction magnetic contact **micro poli**

product code **KSI5008000.301** - White micro poli  
**KSI5008000.302** - Black micro poli  
**KSI5008000.304** - Brown micro poli



40 SECURITY SYSTEMS & ACCESS CONTROL / micro poli



## TECHNICAL DATA

- **Power supply:** lithium battery CR-2477 3V (duration 4 years)
- **Frequency:** 868MHz band
- **Solid state REED switches:** 2
- **3-Axis accelerometer (MEMS)**
- **Tamper switch against cover opening and its removal**
- **Protection degree:** IP54
- **Operating temperature range:** from +5° to +40°C
- **Transmitter dimensions:** 38x53x20 mm
- **Magnet dimensions:** 12x36x9 mm
- **Optional stackable shims for transmitter and magnet:** height 2.8 mm each
- **Colors:** White, Black, Brown

## PARTS INCLUDED

- 1 magnetic contact micro poli
- 1 CR2477 3V battery
- 2 double sided tape (for both magnet and sensor)
- 1 screw for cover locking (due to EN50131)
- 1 installation manual



## HOW TO ORDER

- **KSI5008000.30X** - White (301), Black (302) or Brown (304) micro poli

## ACCESSORIES

- **KSI5900004.00X** - pack of 10 transmitter shims, 10 magnet shims and 20 stops white (001), black (002), brown (004)
- **KSI7203010.000** - button battery CR2477 (200 pcs per pack)

## CERTIFICATIONS

Europe - CE  
EN50131  
T031:2017+A1:2018+A2:2022



**GIT**  
**SECURITY**  
**AWARD**  
**2024**  
**WINNER**

**micro poli** is a wireless multifunction sensor, in compliance with the wireless bidirectional 868 MHz protocol used by Ksenia Security. Inside a very small case characterized by an essential and minimalist design, **micro poli** is much more than a simple magnetic contact.

**micro poli** is:

- an **anti-masking magnetic contact** to detect the opening of doors and windows;
- an **inertial sensor** to detect vibrations of increasing intensity up to the breaking of glass/windows;
- **able to measure the inclination of the window/door frame** it protects, it allows the management of any type of window opening (casement window, tilt and turn window, bottom hung windows, etc.) which it would otherwise be impossible with only the magnetic contact.

As **anti-masking magnetic contact** with two REEDs (long side/short side) inside the transmitter, it is extremely suitable for any type of door or window frames thanks to the installation position of the magnet with respect to the transmitter. It is also possible to activate only one REED to

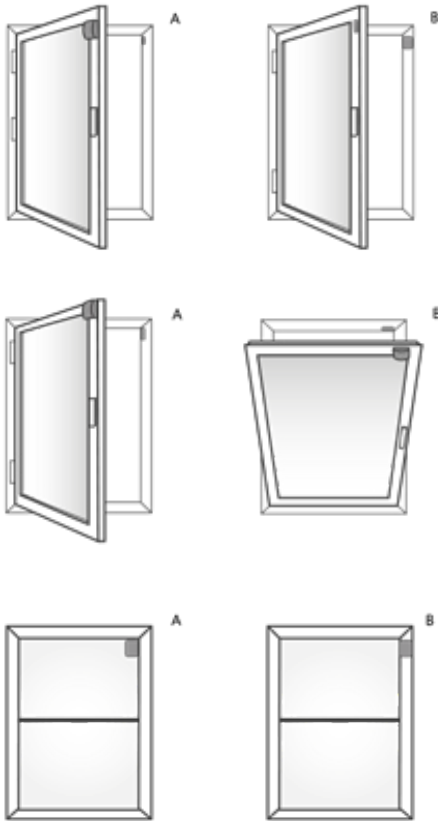
detect the opening of the window, according to the type of installation; masking attempts by applying a more powerful magnet outside the frame can be detected, in this case it triggers a masking signal while the opening of the contact triggers a Zone Alarm.

As **inertial sensor**, thanks to the 3-Axis accelerometer based on MEMS technology, when the vibration exceeds the programmed sensitivity threshold, it triggers an alarm.

As **advanced sensor**, thanks to the 3-Axis accelerometer, it measures the angle of inclination of the window within which the zone is considered on idle and beyond which it triggers an alarm.

As all the other KSENIA wls devices, **micro poli** implements DPMS (Dynamic Power Management System) which allows to dynamically reduce interference and energy consumption of battery and optimize the power transmission according to the distance between devices and the type of installation too. Besides, it is possible to program the interval of supervision from 1 to 240 minutes.





### Installation on a side-hung casement window

Figure A: Transmitter on the frame and magnet on the mobile door/window.

Figure B: Magnet on the frame and transmitter on the mobile door/window.



### Installation on tilt and turn window

Figure A and B: Magnet on the frame and transmitter on the mobile door/window.



### Installation on fixed glazing window

Figure A and B: Only install the micro poli transmitter, without the magnet, directly on the glass (figure A) or on the frame (figure B).




A tamper switch, which detects the cover opening and removal can be disabled.  
The lithium battery duration (CR2477 3V - not rechargeable) is guaranteed for 4 years.  
The case is compliant with IP54 protection degree so that it can be installed also in case of humidity.  
The height of the case can be adjusted by adding up to three stackable shims to the transmitter and magnet bodies, suitable for most installations types.

### Perché *micro poli*? why *micro poli*?

- **because** it performs two types of operations: magnetic contact, inertial sensor;
- **because** it easily meets any advanced installation requirements as tilt and turn windows;
- **because** it is equipped with an advanced magnetic anti-masking;
- **because** it includes the most advanced Wireless Technology, 868 MHz, completely bi-directional, professional and reliable;
- **because** it integrates the DPMS Technology (Dynamic Power Management System) which allows less interferences and extends the battery life;
- **because** in case of MULTI-RECEIVER system it is able to automatically choose the best radio path;
- **because** two REEDs contacts (long side/short side) and the possibility of adjusting the height of transmitter and magnet thanks to the application of stackable shims (optional), make it suitable to the different installation requirements.

# poli Magnetic Contact

product code **KSI5001000.301** - White poli  
**KSI5001000.303** - Gray poli  
**KSI5001000.304** - Brown poli



**poli deriva dal latino e significa polo.**  
*poli derives from Latin means pole.*

**poli** is a wireless magnetic contact with 2 auxiliary inputs, integral part of the 868 MHz Bi-Directional System of Ksenia.

**poli** is identified, as all Ksenia Security Products, by an unique and exclusive design which develops itself around the Battery volume as the major constraint. It integrates inside **2 programmable inputs** which can be used to connect external wired magnetic contacts rather than wired curtain detectors, glass brake detectors and/or wired roller blind detectors, rendering it, as a matter of fact, as a **small wireless expansion module (up to 3 zones)**.

Thanks to its Bi-Directional Communication, the input configuration (**type, number of impulses, balance**) are programmable directly from the basis software.

As all the other KSENIA wls devices, the poli magnetic contact implements DPMS (Dynamic Power Management System), the possibility to program the supervision time from minimum of 1 minute to a maximum of 240 minutes (default set-up: 5 minutes), the battery status control (with signal warning transmission when its substitution is recommended), and integrates 2 tamper ( on the opening and on its removal).

**poli** is available in 3 colors: White, Brown and Gray to make it suitable to the different installation requirements.

## TECHNICAL DATA

- **Power:** 1 Lithium Battery Type CR123A included for a max. duration time up to 4 years
- **Operative Frequency:** 868 MHz Band
- **Inputs:** Nr.2 programmable balanced
- **Range in open air:** up to 400 m
- **Operative Temperature Range:** +5 °C to +40 °C
- **Contact Dimensions:** 30 x 90 x 30 mm (HxWxD)
- **Magnet Dimensions:** 15 x 34 x 14 mm (HxWxD)

## PARTS INCLUDED

- 1 poli magnetic contact
- 1 CR-123A battery
- 1 Quick Installation Guide

## HOW TO ORDER

- **KSI5001000.301** - White (301), Gray (303) or Brown (304)poli

## ACCESSORIES

- **KSI7203015.000** - Lithium battery CR123A (200 pcs per pack)

## CERTIFICATIONS

Europe - RoHS, CE  
EN50131 Grade 2 - Class II  
T031:2017+A1:2018+A2:2022  
SSF 1014 Larmklass R




**perché poli**  
*why poli*

- **because** it includes the most advanced Wireless Technology, 868MHz, completely bi-directional, professional and reliable.
- **because** it integrates the DPMS Technology (Dynamic Power Management System) which allows less interferences and extends the battery life.
- **because** in case of MULTI-RECEIVER system it is able to automatically choose the best radio path.
- **because** it can manage two independent wired inputs / zones (roller blind and glass break).
- **because** it integrates a solid state Reed sensor and not a mechanically more fragile glass component.
- **because** it has a unique aesthetic - minimalist and discreet different from the rest, being the result of many accurate studies and shapes developed around the battery volume.
- **because** in addition to the white and brown it is available also in gray for installations on stainless steel and aluminium frames.

# nanus poli Micro Magnetic Contact

product code **KSI5002000.301** - White nanus poli  
**KSI5002000.303** - Gray nanus poli  
**KSI5002000.304** - Brown nanus poli



## TECHNICAL DATA

- **Power supply:** 1 provided lithium battery CR2032 included for a max life expectancy up to 3 years
- **Operating frequency:** 868 MHz
- **Range in open air:** up to 300 m
- **Operating temperature range:** +5° to +40 °C
- **Contact Dimensions:** 30 x 53 x 10 mm (HxWxD)
- **Magnet Dimensions:** 12 x 36 x 09 mm (HxWxD)

## PARTS INCLUDED

- 1 nanus poli magnetic contact
- 1 CR-2032 Battery
- 1 Installation Manual

## HOW TO ORDER

-  **KSI5002000.301** - White (301), Gray(303) or Brown (304) nanus poli

## ACCESSORIES

- **KSI7203002.000** - Button battery CR2032 (200 pcs per pack)

## COMPLIANCE

Europe - CE, RoHS  
EAC



**poli** deriva dal latino e significa polo.  
*poli derives from Latin means pole.*

**nanus poli** is a wireless micro magnetic contact, integral part of the 868 MHz Bi-Directional System of Ksenia.

**nanus poli** is identified, as all Ksenia Security Products, by a unique and exclusive design which develops itself around the Battery volume as the major constraint.

As all the other KSENIA wls devices, the nanus poli magnetic contact implements DPMS (Dynamic Power Management System), the possibility to program the supervision time from minimum of 1 minute to a maximum of 240 minutes (default set-up: 5 minutes), the battery status control (with signal warning transmission when its substitution is recommended), and integrates a tamper on the opening.

**nanus poli** has a unique serial number which is being automatically acquired by the system during the installation phase; both the basis programming software and the ergo keypads indicate in real time the signal level of each device and communication path in the case that more BUS Transceivers or Repeaters are present in the same architecture.

**nanus poli** is available in 3 colors: White, Brown and Gray to make it suitable to the different installation requirements.

**perché nanus poli**  
*why nanus poli*

- **because** is almost the smaller magnetic contact in the market
- **because** it includes the most advanced Wireless Technology, 868 MHz, completely bi-directional, professional and reliable.
- **because** it integrates the DPMS Technology (Dynamic Power Management System) which allows less interferences and extends the battery life.
- **because** in case of MULTI-RECEIVER system it is able to automatically choose the best radio path.
- **because** it integrates a solid-state Reed sensor and not a mechanically more fragile glass component.
- **because** it has a unique aesthetic - minimalist and discreet different from the rest, being the result of many accurate studies and shapes developed around the battery volume.
- **because** in addition to the white and brown it is available also in gray for installations on stainless steel and aluminium frames.



# Wired magnetic contacts and inertial sensor

product code **KSI5CLR-TW.0TX** - anti-masking flush mount magnetic contact (brown and white)  
**KSI5CLS-TW.2CX** - anti-masking surface mount magnetic contact (brown and white)  
**KSI5CLH111.000** - anti-masking surface mount magnetic contact  
**KSI5CLV-02.00W** - inertial sensor



**AM flush mount magntic contact**  
 KSI5CLR-TW.0TX



## Flush mount magnetic contact

- **KSI5CLR-TW.0TN** - Brown
- **KSI5CLR-TW.0TW** - White

Integrated parallel double balanced, anti-masking, connection with 2 screw terminals, ideal for: wooden frames (with KSI5CLR-MG00N/W), aluminum frames/PVC (with KSI5CLR-AL.00N/W), armored doors (with KSI5CLR-BL.00N/W).

## Adapter frames (aluminum / PVC)

- **KSI5CLR-AL.00N** - Brown
- **KSI5CLR-AL.00W** - White

Magnet and adapter on surface for aluminum frames or PVC.

## Adapter for armored doors

- **KSI5CLR-BL.00N** - Brown
- **KSI5CLR-BL.00W** - White

Flush mount Magnet and adapter for armored doors.

## Magnet

- **KSI5CLR-MG.00N** - Brown
- **KSI5CLR-MG.00W** - White

Flush mount Magnet and adapter for wooden frames.



## FUNCTIONS

The Magnetic contacts traditional, technology-based Reed, are easily vulnerable.

It is in fact simple masking the absence of the magnet abutment on a Reed contact, which means opening of the door, with the application of a magnet from the outside of the gate also to the alarm is armed, and having then access undisturbed.

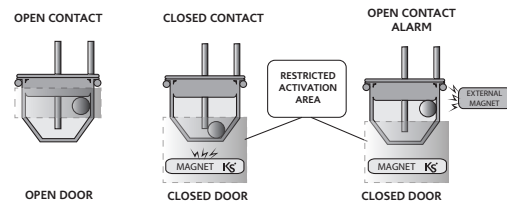
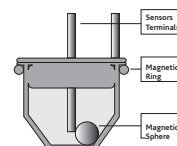
In high security applications, the solution was up to now the use of sensors to "triple balancing magnetic", albeit with a considerable burden in terms of costs and installation time dimensions. Ksenia Security offers a solution to the problem: stop the reed contacts.

The Magnasphere® Technology contact Ksenia, even in the smallest flush model, offers a high-performance Security comparable with those obtained from contacts in triple balancing magnetic.

## MAIN DATA

- Designed with patented **Magnasphere®** technology
- Protective and insulating treatment of the PCB (conformal coating) with resin
- Double parallel balancing with 2 resistors 10 K $\Omega$  integrate
- Absence of constraints for positioning
- Individual quality control

INTERNAL MECHANISM





**AM Magnetic contact**  
KSI5CLS-TW.2CX



**AM Magnetic contact**  
KSI5CLH111.000



**Inertial sensor**  
KSI5CLV-02.00W



**AM Surface mount magnetic contact**

- KSI5CLS-TW.2CN - Brown
- KSI5CLS-TW.2CW - White

Integrated parallel double balanced, anti-masking, 2-pole cable connection, 200cm cable length MAGNET INCLUDED.



**AM Surface mount magnetic contact**

- KSI5CLH111.000

with Stainless Steel Cable of 50 cm, with 200cm cable. Ideal for Commercial/Industrial applications. MAGNET INCLUDED.



**Inertial sensor**

- KSI5CLV-02.00W

Completely resinated and with a nylon case reinforced by glass fiber. They are ideal also for outdoor use.

## FUNCTIONS

Ksenia inertial sensors are the first in the world based on **Magnasphere®** magnetic technology for vibration detection. Based on a new hybrid inertial / magnetic principle, the inertials are not subject to positioning constraints and can therefore be installed in areas where the risk of burglary is higher. At the same time they guarantee a long operating life, free from false alarms. Their sensitivity is comparable to that of the best sensors available on the market today. Completely resinated and with a fiberglass reinforced nylon case, they are also ideal for outdoor use.

## MAIN DATA

- Designed with patented Magnasphere® technology
- Protective and insulating treatment of the PCB (conformal coating) with resin.
- Efficiency, prolonged in time
- Absence of constraints for positioning
- individual quality control





# USER INTERFACES FOR COMPLETE CONTROL AND MANAGEMENT



# ergo-T pro touchscreen Keypad

product code KSI2100040.302 - ergo-T pro



48 SECURITY SYSTEMS & ACCESS CONTROL / ergo-T pro



KSI2100043.302  
VESA Bracket for ergo-T pro



KSI2100044.302  
Flush-mounted box

## TECHNICAL DATA

**IP interface:** PoE - 13W max  
**Power supply:** Jack 2A@12V DC input or PoE - 13W max  
**Display Capacitive Touch:** 10.1" TFT LCD IPS, 16:10 wide  
**Resolution:** 1280x800  
**Dimensions:** 256x181x27 mm  
**CPU:** Cortex A17, Quad Core, RK3288  
**GPU:** Mali-400MP GPU  
**Operating System:** Android 8.1  
**RAM:** 2 GB  
**Nand Flash:** 16 GB

## PARTS INCLUDED

1 ergo-T pro keypad  
1 bracket with screw  
1 Jack adapter

## HOW TO ORDER

• KSI2100042.302 - ergo-T pro

## ACCESSORIES

KSI2100043.302 - VESA Bracket for ergo-T pro  
KSI2100044.302 - Flush-mounted box

## COMPLIANCE

Europe CE - RoHS

**ergo deriva dal latino e significa ebbene, allora, dunque.**  
**ergo derives from Latin and means then, therefore, at last.**

Ksenia Security is launching a brand-new touchscreen keypad called 'ergo-T pro': the perfect interface providing full control of the Security and Home Automation system.

The keypad has a bracket on-board and does not require any additional steps to be mounted. This guarantees an improved freedom of installation.

The 10.1" display has high brightness and sharpness, for a better day and night management. The design is elegant and modern, in line with Ksenia style values, for the best match with the interior decors and styles.

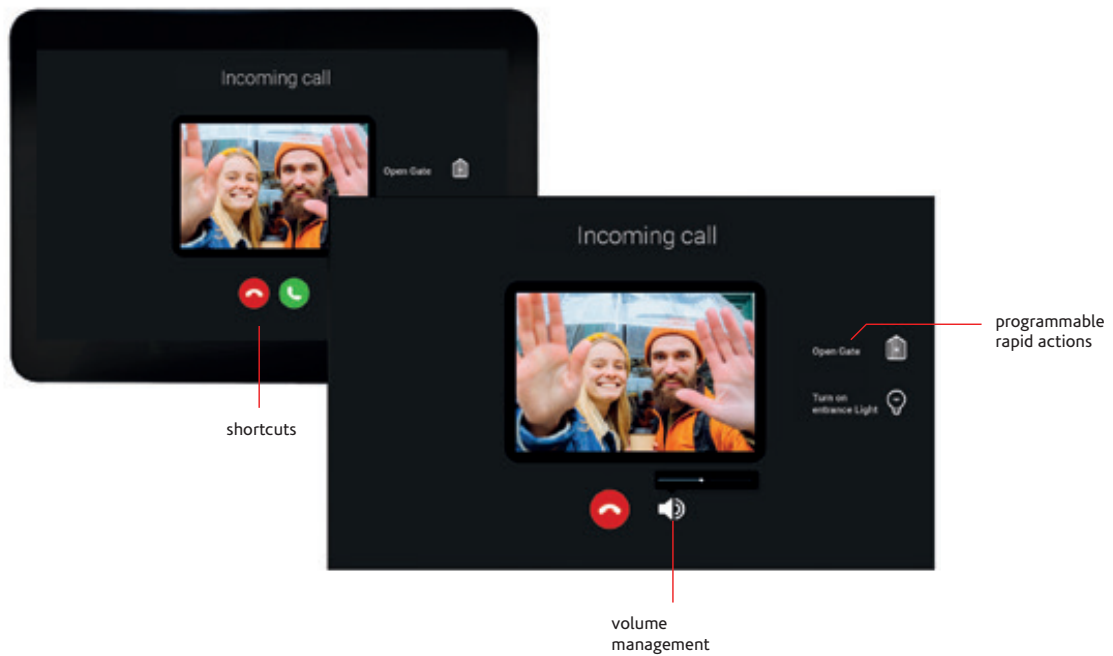
The keypad has the same graphic interface of lares 4.0 App, for a better user experience, with the possibility to customize the background with light or dark themes.

**Perché ergo-T pro?**  
**why ergo-T pro?**

- **because** the display has high brightness and sharpness;
- **because** it does not require extra installation steps;
- **because** it allows to manage the control panel safety with a user experience that is very similar to that of lares 4.0 APP;
- **because** it has a customizable graphic interface both in theme and in the 6 favourite functions;
- **because** it allows to see the cameras connected to the system without the need of additional devices;
- **because** it makes you choose the stand-by setting mode: fixed or when the system will be armed;
- **because** it makes you manage all Smart Home functions comfortably;
- **because** it can be powered both with 12V and PoE port.



## Integration with SIP video intercom



lares 4.0 IoT platform implements a SIP client in its ergo-T pro touch-screen keypad, for standard audio-video communication, in order to combine it with 3rdparty IP Video Intercom "door stations"; in this way ergo-T pro touch-screen keypad will operate as "indoor monitor". How it works on LAN network: when the call button on the door station is pressed, it makes a SIP one way audio call to the ergo-T pro (PREVIEW function); upon answering, a twoways RTSP (audio/video) communication is established with the possibility to trigger up to two monostable outputs of the control panel (e.g. Gate and Light).

The configuration of the monostable outputs is extremely flexible and open to different solutions:

- it is possible to connect the outputs to the compatible door station and trigger them directly from an ergo-T pro, configuring all by Installer App.
- It is possible to connect two outputs directly to the lares 4.0 control panel and assign them to the categories Gate and Light. This configuration allows to manage the outputs also from the lares 4.0 end-user App but not from the third-party video intercom App.

Check with your reference distributor the available solutions.



# ergo-T touchscreen Keypad

product code KSI2100040.302 - ergo-T



## TECHNICAL DATA

**IP interface:** PoE - 13W max  
**Power supply:** 10 -15Vdc, 700mA max  
**Display Capacitive Touch:** 7" TFT  
**Resolution:** 1920x1200 (FHD)  
**Dimensions:** 187x110x 34 mm  
**CPU:** Rockchip 3368 Octacore  
**GPU:** Mali-400MP GPU  
**Operating System:** Android 7.0  
**RAM:** 2 GB  
**Nand Flash:** 8 GB  
**SD Card Slot:** max 32 GB

## PARTS INCLUDED

1 ergo-T keypad  
1 attachment bracket  
2 screws for DIN 503 box

## HOW TO ORDER

• KSI2100040.302 - ergo-T

## COMPLIANCE

Europe CE - RoHS  
EAC



**ergo-T** is the touchscreen keypad of latest generation, the ideal command and control interface of lares 4.0 control panels.

Unlike all the typical touchscreen product of the Security market, **ergo-T** differs in a contrast and a resolution comparable to the end-user device ones, thus closer to the everyday end-user experience.

It do not communicate to the panel via BUS, it uses the network port instead. In this way, not only is it possible to manage all the various functions related to Intrusion Security, but also the functions of Video verification, Access Control, up to what is today defined as Home Automation or Smart Home in general (i.e. management of the various automations, lights, temperatures, motorized shutters, appliances, irrigation, etc.).

Even though it uses the network port, **ergo-T** is recognized by the control panel with a fast acquisition process with no need of any configuration on the router; furthermore, they can be supervised by the panel like a normal keypad on BUS.

**ergo-T** has a graphic interface in line with lares 4.0 mobile application: this guarantees the same user experience to the end-user, during the local or remote management of the control panel.

It is easily customizable by the user both in the theme (light or dark) and in the use of 6 favourite commands which can be directly added in the dashboard.

Moreover, it comply with any need of installations: in residential environments, it can be used to get access to all Smart Home functions without the need to enter the PIN code, that is required only for the activities related to Security; in commercial environments, it can be

used in protected mode, therefore it is possible to surf through the various available functions only entering a valid user PIN.

**ergo-T** is ideally positioned in any round wall-mounting box (60 mm pitch) or DIN 503 and can be powered with 12V or with PoE (Power over Ethernet).

The keypad is available in 7" size.

### Perché **ergo-T**? why **ergo-T**?

- **because** it has a resolution of 1920x1200 pixels in 7" ;
- **because** it allows to manage the control panel safety with a user experience that is very similar to that of mobile app;
- **because** it has a customizable graphic interface both in theme and in the 6 favourite functions;
- **because** it allows to see the cameras connected to the system without the need of additional devices;
- **because** it makes you choose the stand-by setting mode: fixed or when the system will be armed;
- **because** it makes you manage all Smart Home functions comfortably;
- **because** it can be powered both with 12V and PoE port.

# ergo-S CapSense keypad

Product Code **KS12100020.301** - ergo-S white  
**KS12100020.302** - ergo-S black



## TECHNICAL DATA

- **Wide Dot matrix LCD display:** viewing area 79 x 19 mm
- **Keys in Capsense Technology:** no mechanical press-buttons
- **Circular Scroll:** fast access to the menu
- Available in The Ksenia colors black and white
- **Proximity reader** RFID
- **Integrated Microphone and Speaker**
- **Remote listening function**
- **Accurate Temperature sensor**
- **Adjusting backlight and contrast**
- **Fast Addressing System:** no need to pre-set the device address (automatic recognition from the control panel / GSM communicator)
- **Master programming for gemino**

NOTE: Hardware includes a NFC Ready transceiver. You may need to use a dedicated application. (NOT INCLUDED)



## HOW TO ORDER

- **KS12100020.30X** - ergo-S white (301) or black (302)

## CERTIFICATIONS

Europe - CE, RoHS  
EAC  
EN50131 grade 3 - class II  
T031:2017+A1:2018+A2:2022  
SSF 1014 Larmklass 3



A clear and simple Keypad, beautiful and useful also as programming tool, it incorporates a proxy reader, with no mechanical parts, versatile, modern, thin (less than 13 mm), it can be placed in every interior design.

An extremely versatile Keypad, suitable for any type of architecture, with a clean, simple and minimalist style.

The Keypad, characterized by a larger graphic display and easy to read, boasts a type of advanced use, thanks to CapSense Technology which does not provide any mechanical key, preferring a delicate tactile sensitivity.

The ergo-S is synonymous with innovation, beauty and attention to detail, without neglecting the strong functional component: it allows you to view the System status, the operating parameters, control the whole System, and much more.

Moreover, it also allows to program the GSM communicator with extreme rapidity and simplicity.

The Keypad is available in two colors, white or black, with a glossy and modern finish.

## MAIN FUNCTIONS

- **Display of System status**
- **Display of operating parameters:** date / time, GSM network active level GSM, etc.
- **System Commands:** complete or partial arming, reset, activation of output terminals, telephone calls, etc.
- **Full Programming of System Parameters / Central**
- **Programming local parameters:** audio volume, backlight level and LCD contrast
- **Keypad functionality Exclusion for front cleaning purposes**
- **Remote Listening**
- **Voice messages recording**
- **RFID Tag** reading to arm, and disarm and manage lares devices
- **High Precision** temperature sensor.



# ergo-M & ergo wls mechanical Keypads

Product Code KSI2100021.311 - ergo-M White  
KSI2100021.312 - ergo-M Black  
KSI2100022.311 - ergo wls white  
KSI2100022.312 - ergo wls black



KSI7203019.000 - non rechargeable Lithium Battery Pack 3V-1900mAh for ergo wls keypad

The **ergo-M** & **ergo wls** keypads have the same simple and minimalist design and an extremely slim profile as the ergo-S, and unlike the latter, it provides a mechanical press-buttons (laser-routed keypad)

The **ergo-M** integrates the RFID Tag reader to arm and disarm the intrusion systems or, more generally, to arm scenarios, activated with the lars 4.0 series devices. The use of a new plastic material allows a better tactile perception and increases its strenght.

## MECHANICAL KEYPADS



Mechanical Keypads have been conceived not only to be linked to a Ksenia Intrusion Control Panel, but even to the Universal GSM/GPRS Communicator **gemino**, since, differently to other similar devices, it works also as "**programming unit**", making the installer's life much easier by avoiding the need of having a PC with for the Communicator programming.

**ergo-M** is laser-routed and mounts high quality switches to improve reliability. We designed a custom display for having a large display area, and adjustable contrast and backlight. This display can show all character sets, including the Greek and Cyrillic, because of dot matrix technology. The total thickness of the devices is of only 14.5 mm. ergo-M are both available in White and Black.

## MAIN FEATURES

- Display LCD dot matrix (visible area 79×19 mm)
- Mechanical press-buttons (laser-routed)
- Integrated Speaker
- Adjust backlight and contrast
- Fast Addressing System: no need to pre-set the device address
- Master to programming for gemino and universal duo
- Display of System status
- Display of operating parameters: date / time, GSM network active level GSM, etc.)
- RFID Tag reading to arm and disarm the intrusion detection systems set up with the lars 4.0 devices.
- System Commands: complete or partial arming, reset, activation of output terminals, telephone calls, etc.
- Full Programming of System Parameters / Panel
- Programming local parameters: audio volume, backlight level and LCD contrast
- Voice messages recording

## HOW TO ORDER

-  KSI2100021.31X - ergo-M different colors
-  KSI2200021.31X - ergo wls different colors

## ACCESSORIES (ergo wls)

- KSI7203019.000 - Lithium Battery Pack 3V-1900mAh (non rechargeable)

## CERTIFICATIONS

Europe - CE, RoHS  
EAC  
EN50131 Grade 3 - Class II (ergo-M)  
T031:2014 (ergo-M)



## Perché ergo-M & ergo wls? why ergo-M & ergo wls?

- **because** is a very advanced LCD Keypad carefully developed with the objective to capture a modern, minimalist and discreet style as well as an extremely slim profile (less than ½ inch.), which allows it to be positioned in any interior architecture thus expressing a new feeling of design, prestige and innovation;
- **because** with no need of additional parts, it can be "flushmounted" taking advantage to any std. box DIN 503, or just as it is on any wall (with no need of additional parts);
- **because** it can be used also to program the gemino GSM/GPRS Communicator and to record "personalized" messages to be associated to any alarm event;
- **because** it uses cutting edge Technologies components, such as a digital mems (accelerometer) microphone.
- **because** it includes the most advanced Wireless Technology, 868 MHz, completely bi-directional, professional and reliable;
- **because** it integrates the DPMS Technology (Dynamic Power Management System) which allows less interferences and extends the battery life.



# opera Remote Control

product code **KSI7700000.00X** - opera control, different colors



*opera* deriva dal latino e significa **lavoro, servizio, comodità**.  
*opera* derives from Latin means **work, service, easiness**.

**opera** is a remote control with a revolutionary design, both ergonomic and minimalist.

Thanks to the bi-directional communication, **opera** is not limited to the possibility to **activate up to 7 different scenarios**, but also to deliver in any moment the **system status** (arm, away and stay) visualized by one of the 3 LEDs positioned on the upper part. The activation of any scenario is confirmed both visually (through the relevant LED) and by means of a **vibra-motor device**.

The implementation of a complex encryption algorithm guarantees a superior Security level and contemporary allows the utilization of the same remote control's device even with different installations (e.g. main residence and sea cottage).

**opera** is available in the 4 Ksenia institutional colors, i.e. White, Red, Gray and Black.



## TECHNICAL DATA

- **Power:** 1 Lithium Battery Type CR2032A included (up to 6 years max. duration time)
- **Operational Frequency:** 868 MHz Band
- **Operation Range (open-air):** up to 400 m
- **Operative Temperature Range:** from +5°C to +40° C
- **Overall Dimensions:** 30 x 58 x 15 mm (hxxwxd)

## PARTS INCLUDED

- 1 opera remote control
- 1 CR-2032 battery
- 1 joystick for domotic application
- 1 Lanyard
- 1 User Guide IT / EN / FR

## HOW TO ORDER

- **KSI7700000.00X** - White (001), black (002),gray (003) or red (008)

## ACCESSORIES

- **KSI7203002.000** - Button battery CR2032 (200 pcs per pack)

## CERTIFICATIONS

Europe - CE, RoHS  
EAC  
EN50131 Grade 2 - Class II  
T014A:2013



The **panic function** could be also activated by a prolonged pressing of each of the 4 bottoms (or 7 Functions). Any key of the remote control can be pressed to activate the PANIC/SOS function, triggering a series of actions such as voice calls, SMS, e-mail, whose addressees, as well as the actions to be performed, are preconfigured in the lares 4.0 control panel. In this mode, the PANIC/SOS signal is also sent by pressing the central button of opera, which normally indicates the battery status.





# INDOOR AND OUTDOOR SIRENS

# radius Indoor siren & Emergency Light

product code **KS16101000.310** - for KS-BUS only



**radius** deriva dal latino e significa **raggio, fascio di luce**.  
*radius derives from Latin and means ray, radius.*

The **radius** self-powered indoor siren is actually a **professional (acoustic & optical) Sounder** which shows a unique and exclusive design, extremely slim (max. 37 mm thick) associated with a modern technology aimed to combine the best possible performances with the maximum energy saving: very high sound pressure, 3W power LED Alarm Light which also acts as **emergency light in case of main power's black-out**. The siren is fully controlled by a microprocessor which checks the possible status of the device and sends the appropriate signal.

**radius**, like the **ergo** keypads, has been designed to be fully flexible even from a chromatic stand point of view to be easily and superbly integrated in any kind of interior design: as a matter of fact, its design allows the end user to take advantage of 4 different colors, i.e. white, metallized gray, red and black. The battery is steadily monitored and its malfunctioning immediately signalized to the Control Panel. On top of the automatic protection for preventing wire-cutting actions, **radius** is protected by 2 tamper switches against cover opening and against removal from the wall.

In the KS-BUS communication's version (only for lares Control Panels) the siren is equipped with a precision temperature sensor to display the indoor temperature in the **ergo** Ksenia keypads and for Home Automation applications.


## TECHNICAL DATA

- Ultra-modern design with additional Emergency Light function
- Acoustic and Lighting signal in case of wire-cutting action
- High Sound Pressure Piezoelectric Buzzer (>100 dBA at 1m)
- **Integrated Temperature Sensor:**  $\pm 0,1^{\circ}\text{C}$
- **Back-up Battery**
- **Temperature Range:** from  $+5^{\circ}$  to  $+40^{\circ}\text{C}$
- **Dimensions (W x H x D):** 102x142x37 mm max
- **Weight (with Battery):** 300 g

## PARTS INCLUDED

- 1 Siren complete with PCBA and battery
- **Set of 4** colored covers
- 1 Quick Installation Guide in ITA/EN

## HOW TO ORDER

 **KS16101000.310** - KS-BUS version

## ACCESSORIES

- **KS17207008.00** - Lithium-Ion Battery 7,4 Vdc-900 mAh

## CERTIFICATIONS

Europe CE  
EN50131- 4 Grade 3 class II  
T031:2014  
SSF 1014 Larmklass 3



Perché **radius**?  
*why radius?*

- **because** it has a design that perfectly matches with ergo keypads, with whom it often shares the installed environment.
- **because**, like ergo keypad, it can be customized in 4 Ksenia colors (white, black, gray and red) simply replacing the internal cover (included in the package).
- **because** it has a high luminous efficiency LED that, in addition to signalling the alarm, can be activated in case of electric blackout and therefore act as an emergency light.
- **because** it has an integrated temperature sensor.
- **because** it can be installed in a few minutes and can be configured quickly, even remotely thanks to KS-BUS connection.



# imago Outdoor siren

product code **KSI6301000.3XX** - for KS-BUS only - in different colors  
**KSI6401000.3XX** - imago wls, different colors



**KSI7207580.000** - Alkaline battery pack

imago is connected to the lares 4.0 control panel through the 4-wire serial BUS (KS-BUS) and can be easily programmed from the control panel. Possibility to manage and configure all the siren parameters directly from the web interface.

imago is available in different colors and, on request, can be customized with the Installer logo. The lid can be chosen from 3 color ways: orange, red and blue, and the front side can be selected from the following available colors: white, gray, brown, light-brown, blue and green. The siren has a minimum thickness of 3mm and this makes it perfectly compatible with any type of installation. It is made with high quality polycarbonate in order to guarantee great resistance over time. imago is equipped with a sensor that detects and shows the external temperature on the keypads.

## PROGRAMMING

In the KS-BUS version, imago is linked to the lares Control Panel by means of the 4-wires serial KS-BUS and it can be easily programmed from the Control Panel. In the stand-alone version, imago is equipped with 3 programming Jumpers:

- one for choosing max. Alarm Duration (3 or 10 minutes);
- one for Tamper Exclusion (in case of siren opening, only the tamper relay is activated or even the Alarm functions sound and lights);
- one for Resetting the 3 inputs polarity programming.

## TECHNICAL DATA

- **Ultra modern design:** with comfortable and original compass opening and a huge range of colour ways
- **Solid Polycarbonate housing:** min. 3 mm thickness, UV-resistant, and available in different chromatic solutions
- **Strong metal undercover against smashing**
- **Transparent bottom:** in orange, red and blue
- **High efficiency 3 LED warnings:** 1 white and 2 red
- **Auto-learning of input polarity**
- **High Sound Pressure Piezoelectric Buzzer:** >100dBa at 1m
- **Alarm Duration's Setting**
- **Battery Efficiency Control and signalling output:** 500mA OC
- **Protection degree:** IP 43
- **Dimensions:** (W×H×D): 195×330×60 mm
- **Weight:** (without Battery): 1,200 Kg
- **Weight:** (with Battery): 1,500 Kg

## HOW TO ORDER

- **KSI6301000.3XX** - for KS-BUS only - in different colors
- **KSI6401000.3XX** - imago wls, different colors

## PARTS INCLUDED

- 1 Siren complete with PCBA and metal undercover
- Sets 6 mm Dia. Bolts & Nuts
- Installation manual

## ACCESSORIES

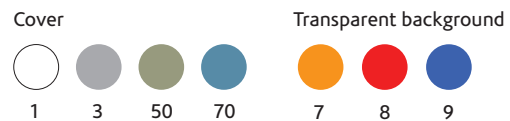
- **KSI7207580.000** - Alkaline battery 7,5V/8Ah non-rechargeable

## CERTIFICATIONS

Europe - CE  
 EAC (BUS version only)



## AVAILABLE COLORS




Detail of rotating opening and metal undercover



# vox-M Outdoor siren

product code **KSI6301011.301** - vox-M, pearl white



**vox-M** outdoor siren is a luminous and powerful alarm sounder, an acoustic alarm device which plays dual-tone buzzer and personalized voice messages according to the software configuration; it is equipped with two high brightness multicolor LEDs and a third high brightness LED.

Number and duration of voice messages can be configured from the Ksenia Pro App for installer. Through the TTS Loquendo, already used for the generation of voice messages, they are generated starting from the description in configuration. The two RGB LEDs and the third lighting LED can be associated with different functions according to the chosen configuration..

**vox-M** siren is powered by KS-BUS of lares 4.0 (13.8V) and by a 12V backup battery (not included) in case of power failure; voltage current on BUS and battery charge level are constantly monitored, the values are shown on real time section of BUS peripheral, in addition the control panel is able to report both the lowering charge level of battery and any battery failure.

## TECHNICAL DATA

- Power supply by KS-BUS : 13,8 V (max) - 9V (min)
- Backup battery (not included) 12V – 2,2Ah Pb
- Consumption MAX 350 mA
- Siren consumption and battery charge 250 mA
- LED consumption 100 mA
- Battery absorption in alarm 1,3 A
- Noise level >105 dBA - 1m
- Magnetodynamic speaker exponential resistance 21W 4 ohm
- Multicolor LEDs: 2
- White high brightness LED: 1
- Tamper: 3
- Designed for anti-drilling tamper
- Internal cover in metal, external cover and bottom of case in ABS
- Environmental class : IV
- Protection level: IP44
- Operating temperature range : -10°C +55°C
- Dimensions: 310x226x92mm
- Weight: 2.000 gr
- Color: pearl white

## HOW TO ORDER



- KSI6301011.301 - vox-M, pearl white

## ACCESSORIES

- KSI6901011.300 - Anti drilling membrane

## CERTIFICATIONS

Europe - CE  
EN50131-Grade 3  
T031:2017+A1:2018+A2:2022



**vox-M** siren is protected against opening or removal from wall (tamper protection), BUS wire-cut, anti-foam tamper system and it is designed for the anti-drilling tamper. In addition, it is equipped with a temperature sensor to display the temperature on the Ksenia keypads and lares 4.0 User App but also on the real time of bus peripheral. Resin insulation of electrical equipment and the metal case guarantee resistance against bad weather conditions, over time.

Once installed and connected to the BUS of lares 4.0, it is possible to carry out the configuration.



Anti drilling membrane  
KSI6901011.300

# vox-C Outdoor siren


product code **KSI6301010.301** - vox-C, pearl white



## TECHNICAL DATA

- Power supply by KS-BUS: 13,8 V (max) - 9V (min)
- Backup battery (not included): 12V – 2,2Ah Pb
- Consumption: MAX 250 mA
- Battery absorption in alarm: 1,3 A
- Noise level > 105 dBA - 1m
- Magnetodynamic speaker exponential resistance 21W 4 ohm
- Orange LED
- 2 Tamper: anti-removal and anti-opening
- Designed for anti-drilling tamper
- Internal cover in metal, external cover and bottom of case in ABS
- Environmental class IV
- Protection level IP44
- Operating temperature range -10°C +55°C
- Dimensions: 310x226x92mm
- Weight: 2.000 gr
- Color: pearl white

## HOW TO ORDER

-  KSI6301010.301 - vox-C, pearl white

## Compliance

Europe - CE  
EN50131-Grade 3

vox-C outdoor siren is made with the same mechanical case and the same magnetodynamic speaker as vox-M but inside there is a simplified electronics that still guarantees:

- acoustic alarm device which plays dual-tone buzzer;
- protection against opening or removal from wall (tamper protection), BUS wire-cut and designed for the anti-drilling tamper;
- configurable management of orange LEDs;
- battery charge level shown on real time section of BUS peripheral;
- temperature sensor.

## Perché vox-M & vox-C? why vox-M & vox-C?

- **because** in addition to be a powerful alarm sounder, vox-M plays personalized voice messages according to the software configuration;
- **because** vox-M has three light outputs fully programmable and manageable by scenarios;
- **because** vox-M is equipped with three tamper (anti-opening, anti-removal and anti-foam) and control BUS connection;
- **because** they are designed for the anti-drilling tamper;
- **because** they allow remote management;
- **because** resin insulation of electrical equipment and the metal case guarantee resistance against bad weather conditions, over time.









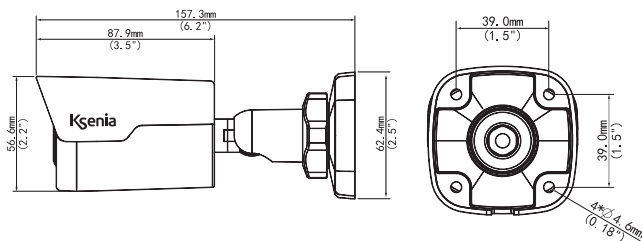
# VIDEO VERIFICATION AND VIDEO SURVEILLANCE SYSTEMS

# IR Mini Bullet IP Camera

product code **KSV0010140.300** - Mini Bullet IP camera



SECURITY SYSTEMS & ACCESS CONTROL / mini Bullet 62



Mini Bullet junction box

## FUNCTIONS DESCRIPTION

Mini Bullet is an IP video-surveillance camera for outdoor / indoor use with 4 MP CMOS sensor in HD with IP67 protection grade and day / night functionality, smart IR, IR distance up to 30m, optical glass lens with higher light transmission, anti-reflective IR lens which increases the transmittance of the infrared 3D DNR (Digital Noise Reduction) H.265, H.264, MJPEG Video format 9:16 IP67 in compliance with ONVIF protocol.

## PROGRAMMING

KSV cameras are fully programmable via web interface

## TECHNICAL DATA

- Sensor: 1/3", 4.0 Mpx, progressive scan, CMOS
- Lens: 3.6mm @ F1.8
- Angle of view (H): 87°
- Shutter: Auto/Manual, 1/6 ~ 1/8000 s
- Min. Illumination Colour: 0.02 Lux (F1.8, AGC ON)  
0 Lux with IR on
- Day/Night: IR-cut filter with auto switch (ICR)
- IR Range: Up to 30m (98 ft) IR range
- S/N: >55dB
- WDR: 120dB
- Noise Reduction: 2D/3D

## Video

- Max. Resolution: 2592 × 1520
- Video Compression: H.265/H.264/MJPEG
- Frame Rate: 4MP (2592×1520): Max. 20 fps;  
4MP (2560×1440): Max. 25 fps;  
3MP (2048×1520): Max. 30 fps;  
1080P (1920×1080): Max. 30 fps
- Video Streaming: Triple
- ROI: Supported
- OSD: Up to 8 OSDs
- Motion Detection: Up to 2 areas
- Privacy Mask: Up to 4 areas

## Network

- Protocols: L2TP, IPv4, IGMP, ICMP, ARP, TCP, UDP, DHCP, PPPoE, RTP, RTSP, DNS, DDNS, NTP, FTP, UPnP, HTTP, HTTPS, SMTP, SNMP, SIP, QoS
- Compatible, Integration: ONVIF, API

## Interface:

- Network 1 RJ45 10M/100M Base-TX Ethernet

## General

- Power: 12 V DC, or PoE (IEEE802.3 af)
- Power consumption: Max 6.4 W
- Dimensions: (L × W × H) 157.3 × 62.4 × 63 mm
- Weight: 0.45 kg (0.99 lb)
- Working Environment:  
-35° C ~ +60° C (-31° F ~ 140° F)
- Humidity 95% RH (non-condensing)
- Ingress Protection IP67

## INCLUDED PARTS

- 4 MP IR Bullet Camera IP
- CD (Installation Manual + software)
- Connector Cover for external Ethernet plug

## HOW TO ORDER



- **KSV0010140.300** - IP camera Mini Bullet
- **KSV0030001.000** - Mini Bullet junction box



## IP camera Onvif Protocol

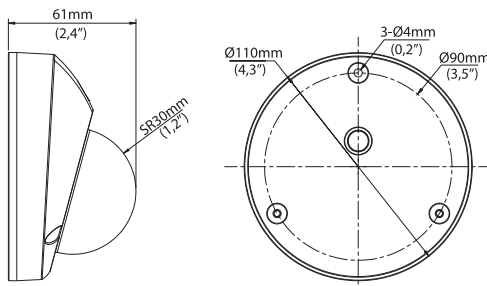
The Ksenia cameras, implements the Onvif protocol, an important industry standardization of IP video, a result of a collaboration between the major industry manufacturers. With this protocol a camera KSV can be integrated into any recording software IP or NVR.



Open Network Video Interface Forum

# IR Mini Dome IP Camera

product code **KSV0013120.300** - Mini Dome IP camera



Mini Dome junction box

## FUNCTIONS DESCRIPTION

Mini Dome is an IP video-surveillance camera for indoor / outdoor use with progressive 1 / 2.8 "CMOS sensor, 2MP with 25Fps, mechanical ICR, 3.6mm fixed optics  $f2.0$ , brightness 0.01Lux  $f2.0$  (0 with Led ON), IR LED range up to 20mt, 1 LAN 10 / 100Mbps, privacy mask 4 areas, 3D, WDR (120db) basic video analysis, face detection, 12Vdc power supply or PoE <5W and IP66 environmental protection degree, Dimensions  $\varnothing110 \times 61\text{mm}$  ( $\varnothing4.3 \times 2.4$ ")

## PROGRAMMING

KSV cameras are fully programmable via web interface

## TECHNICAL DATA

- **Sensor:** 1/2.8", 2.0 Mpx, progressive scan, CMOS
- **Lens:** 2.8mm
- **Angle of view (H):** 115°
- **Shutter:** Auto/Manual, 1/6 ~ 1/8000 s
- **Min. Illumination Colour:** 0.02 Lux (F2.0, AGC ON)  
0 Lux with IR on
- **Day/Night:** IR-cut filter with auto switch (ICR)
- **IR Range:** Up to 30m (98 ft) IR range
- **S/N:** >52dB

## Video

- **Max. Resolution:** 1920 × 1080
- **Video Compression:** H.265/MJPEG
- **Frame Rate:**
  - 1080P (1920 × 1080): Max. 30 fps; 720P (1280 × 720): Max. 30 fps;
  - D1 (720 × 576): Max. 25 fps
- **Video Streaming:** Triple
- **ROI:** Supported
- **OSD:** Up to 8 OSDs
- **Privacy Mask:** Up to 4 areas

## Storage

- **Edge Storage:** Micro SD, Up to 128 GB

## Network

- **Protocols:** L2TP, IPv4, IGMP, ICMP, ARP, TCP, UDP, DHCP, PPPoE, RTP, RTSP, DNS, DDNS, NTP, FTP, UPnP, HTTP, HTTPS, SMTP,SNMP, SIP, QoS
- **Compatible, Integration:** ONVIF, API

## Interface:

- **Audio I/O:** audio cable  
Input: impedance 35 k $\Omega$ ; amplitude 2 V [p-p]  
Output: impedance 600  $\Omega$ ; amplitude 2 V [p-p]
- **Built-in Mic:** supported
- **Network:** 10M/100M Base-TX Ethernet

## General

- **Power:** 12 V DC, or PoE (IEEE 802.3 af)
- **Power consumption:** 3~5W
- **Dimensions:**  $\varnothing110 \times 61\text{mm}$  ( $\varnothing4.3 \times 2.4$ ")
- **Weight:** 0.25 kg (0.55 lb)
- **Working Environment:**
  - 35° C ~ +60° C (-31° F ~ 140° F)
- **Humidity:** 95% RH (non-condensing)
- **Ingress Protection:** IP66

## INCLUDED PARTS

- 2 MP IR Mini Dome Camera IP
- CD (Installaton Manual + software)
- Connector Cover for external Ethernet plug

## HOW TO ORDER

- **KSV0013120.300** - Mini Dome IP camera
- **KSV0030002.000** - Mini Dome junction box



## IP camera Onvif Protocol

The Ksenia cameras, implements the Onvif protocol, an important industry standardization of IP video, a result of a collaboration between the major industry manufacturers. With this protocol a camera KSV can be integrated into any recording software IP or NVR.



# Ksenia NVR

## Network Video Recorder

product code **KSV0021082.300 - NVR**



### FUNCTIONS DESCRIPTION

Ksenia NVR is a device that can capture and record images and video streams from IP cameras. It can manage up to a maximum of 8 IP cameras, has two video outputs, one HDMI and one VGA. It also has 4 inputs and 2 alarm outputs.

On the device it is necessary to put a hard disk (not supplied) with SATA interface with a maximum capacity of 6TB.

### TECHNICAL DATA

#### VIDEO AND AUDIO

- Video Input: 8-ch
- audio Input: 1-ch, RCA

#### NETWORK

- Incoming bandwidth: 80Mbps
- Outgoing bandwidth: 64Mbps
- Remote connection: 128

#### VIDEO/AUDIO OUTPUT

- HDMI Output: UP TO 4K
- VGA Output: 1 with resolution up to FullHD
- Audio Output: 1-ch, RCA
- Recording Resolution: 8MP/6MP/5MP/4MP/3MP/  
1080p/960p/720p/  
D1/2CIF/CIF

Synchronous Playback: 8-ch

#### VIDEO DECODING

- Compression: ultra H.265/ H.265/ H.264
- Live view/Playback: up to 8MP
- Capability: 1 × 12MP @ 20, 1 × 4K @ 30,  
3 × 4MP @ 20, 4 × 1080p @ 25,  
8 × 720p @ 25, 16 × D1

#### HARD DISK

- SATA: 1 SATA interface
- Capacity: up to 8TB for each disk

#### EXTERNAL INTERFACE

- Network Interface: 1 RJ-45 10M/100M
- USB Interface: Rear panel: 1 × USB2.0, 1 × USB3.0
- Alarm In: NA
- Alarm Out: NA

#### GENERAL

- Power Supply: 12 Vdc
- Consumption ( without HDD ): 6 W
- Working Temperature: -10° C ~ + 55° C  
( +14° F ~ +131° F )
- Working Humidity: 10% ~ 90%
- Dimensions: 260×222×47mm  
( 10.2" × 8.7" × 1.8" )
- Weight ( without HDD ): ~0.98 Kg ( 2.47 lb )

#### HOW TO ORDER

- KSV0021082.300 - NVR




#### IP camera Onvif Protocol

The Ksenia cameras, implements the Onvif protocol, an important industry standardization of IP video, a result of a collaboration between the major industry manufacturers. With this protocol a camera KSV can be integrated into any recording software IP or NVR.




# Expansion modules

RELEASE 2024




## auxi-1

To increase by one the number of inputs or outputs



## auxi 10

To expand the control panel inputs up to 10



## auxi

To expand the control panel input up to 5




## matrix

To make wireless any kind of low-power sensor




## matrix BUS

To increase the number of zones of the control panel up to 3




## divide

To separate and to section the KS-BUS



## BUS Hub

To speed up wiring and related maintenance




## auxi relay

for handling any type of load




## auxi-L

for light management and load disconnection




## auxi-H

For the management of motorized shutters and lights




## auxi-A

To expand analog outputs



## duo BUS

transceiver or repeater to expand lines 4.0 control panel



## opis

To section and regenerate the system KS-BUS on two additional BUS branches

**Lobeco**  
FIRE + SECURITY

We make it work.




# Expansion module **auxi-1**

product code **KS12300008.300** - PCBA auxi-1



RELEASE 2024



## TECHNICAL DATA

- **Power Supply:** 13,8 Vcc
- **Consumption:** 20 mA (+P terminal and output terminal excluded)
- **Alarm input:** 1 (Custom Balances)
- **Open Collector output:** 1 (one), 13.8V@300mA max
- **Power terminal:** 500mA
- **Dimensions:** 20x35x11mm (lxhwxw)

## INCLUDED PARTS

- 1 auxi-1 expansion module (PCBA)
- 1 three-pole cable, 30cm length
- 1 Installation quick guide ITA/EN/FR

## HOW TO ORDER



- **KS12300008.300** - PCBA auxi-1

## COMPLIANCE

Europa - CE

**auxi-1** is a BUS expansion module that increase 1 (one) the number of inputs or outputs of all lares 4.0 control panel models. It is equipped with a Ksenia standard four-terminal block for BUS wiring, on one side, and with a special three-pole cable, on the opposite side.

When terminal M1 is configured as an input, **auxi-1** can be connected to any type of third-party motion detector, in fact, thanks to its extremely compact dimensions, it can be embedded into a motion detector and also power it through the +P terminal; when M1 terminal is configured as an open collector (digital) output, alternatively, can be used to control an electric load. Remote management and supervision is guaranteed by the connection to the lares 4.0 KS-BUS.


It can be installed even in a round junction box, 60mm diameter or, more in general, where available spaces are really narrow and limited.

### Perché **auxi-1**? *why auxi-1?*

- **Because** with its ultra-compact dimensions it can be embedded into motion detectors or small junction boxes;
- **Because** the module makes compatible with lares 4.0, any third-party sensor and control it, as well;
- **Because** in a single module you can program a zone or an output, according to your needs;
- **Because**, when used as an input, it handles custom balances.

# Expansion module **auxi**

product code **KSI2300000.300** - PCBA auxi



## TECHNICAL DATA

- **Voltage:** 13,8 Vdc
- **Current consumption:** 20 mA (excluding terminal P and outputs)
- **Analog input 1 @ 0 – 10 V**
- **Alarm inputs:** Up to 5 (with programmable EOL)
- **Analog output 1 @ 0 – 10 V, 20 mA**
- **Open Collector outputs:** Up to 5 da 500mA each
- **Power terminal:** 0,5 A (protected by a self-restorable thermal fuse)
- **PCBA dimension:** 75×45×16 mm (l×h×p)



## PARTS INCLUDED

- 1 auxi expansion module (PCBA)
- 4 sustainers for metal cabinet's mounting
- 1 Installation Manual

## HOW TO ORDER



- **KSI2300000.300** - PCBA auxi

## ACCESSORIES

- **KSI7300000.001** - Plastic box for DIN rail
- **KSI7302000.010** - Plastic box "slim" version

## CERTIFICATIONS

Europe - CE  
EAC  
EN50131 Grade 3 - Class II  
T031:2017+A1:2018+A2:2022  
SSF 1014 Larmklass 3



**auxi** deriva dal latino e significa **crescere, aumentare, potenziare**.  
*auxi derives from Latin and means to increase, to potentiate.*

**auxi** enables to increase up to 5 (or multiples with multiple modules) the numbers of programmable inputs (outputs) of the gemino GSM/GPRS Communicators and of the lares 4.0 integrated Control Panels.

**auxi** configuration into the system is very fast, no need to configure any dip-switches: **auxi** will be automatically acquired by gemino, lares and lares 4.0 and identified univocally with its serial numbers that you can find impressed on the PCBA label.

**Its dimensions** allows its insertion within a standard DIN 503 box for wall mounting or alternatively into the plastic "slim" box (Ksenia p/n KSI7302000.010).

### HOW TO PROGRAM

**auxi** is to be linked to **gemino**, **lares** and **lares 4.0** through the 4 wires KS-BUS and has 5 terminals which can be configured as programmable inputs with End-of-Line resistors or OC outputs at 500 mA. One of the five terminals can be configured as 0-10 Vdc analog output. The programming of the terminal functions is implemented during the programming of gemino and lares 4.0 (only output).

**perché auxi?**  
*why auxi?*

- **because** with the same expansion module you can either increase the number of zones of the Control Panel or increase up to 10 the number of programmable inputs (outputs) of gemino expandable;
- **because** it is automatically and univocally configurable by means of its serial number: forget about having to adjust dip switches or assign addresses to them;
- **because** it is very small and therefore can be installed inside the wall within a standard DIN503 box;
- **because** all its 5 terminals can be programmed as Open Collector outputs up to 500 mA each;
- **because** all its 5 terminals can be programmed as inputs with EOL resistors;
- **because** 1 of its 5 terminals can be programmed as analog input 0-10 Vdc (only for lares Control Panels);
- **because** 1 of its 5 terminals can be programmed as analog output 0-10 Vdc, able to manage the output voltage, which can be use, for example, as a luminous intensity regulator (DIMMER).

# auxi 10 expansion module

product code **KSI2300003.300** - auxi 10in PCBA



## TECHNICAL DATA

- **Voltage:** 13,8 Vdc
- **Consumption:** 20 mA (excluding terminal +P1 e +P2)
- **Up to 10 alarm inputs** (programmable EOL)
- **Power terminal:** 2 @ 0,5A (protected by a self-restorable thermal fuse)
- **PCBA dimension:** 45x75x16mm (l×h×p)

## PARTS INCLUDED

- 1 auxi 10 expansion module (PCBA)
- 4 sustainers for metal cabinet's mounting
- 1 Installation Manual

## HOW TO ORDER

- **KSI2300003.300** - auxi 10 PCBA

## ACCESSORIES

- **KSI7300000.001** - Plastic box for DIN rail
- **KSI7302000.010** - Plastic box "slim" version

## CERTIFICATIONS

Europe - CE  
EAC  
EN50131 Grade 3 - Class II  
T031:2014



### Perché auxi 10? why auxi 10?

**auxi 10in** is an input expansion module for **lares 4.0** control panel. It was born to offer a solution to increase the number of inputs, in particular on medium/large systems; the result is the dramatically reduction of the number of devices to be connected on the BUS and of the space occupied.

This also means reduction of the time, installation costs and also increasing reliability. The dimensions are extraordinarily compact, the same of traditional auxi device. It is equipped with trolley terminal blocks of the same size of traditional auxi.

#### PROGRAMMING


The programming of the terminal functions is implemented during the programming of **lares 4.0**. **auxi 10** has to be linked to the **lares 4.0** control panel via the KS-BUS. Its 10 terminals can be configured as programmable inputs with End-of-line resistors.

**auxi 10in** can be programmed directly from the **lares 4.0** Control Panel.

- **because** with only one expansion module you can extend the number of input terminals available on your system;
- **because** it is automatically configurable by means of its serial number: no need to adjust dip-switches on board;
- **because** it is very small and therefore can be installed inside the wall within a standard DIN503 box;
- **because** each terminal can be programmed as inputs with different EOL resistors;
- **because** all the terminals can be programmed to directly manage the shutter and inertial sensors, without need for any external analysis card;
- **because** It can be housed in a suitable plastic box for fixing on DIN rail.

# auxi-H Expansion module

product code **KS12300005.300** - auxi-H PCBA



**auxi-H** is a module that can be used both for security and home automation. Thanks to a special jumper on the board, it is possible to set two operating modes:

1. **auxi-HT**: in this mode the device is designed for the full management of windows equipped with motorized roller shutters;
2. **auxi-HL**: in this mode the device is designed to manage lights.

In the first case (auxi-HT), the 2 relay outputs (8A-250V) become interlocked to control directly the roller shutter motor.

From the scenarios configured on lares 4.0 it is possible to completely open and close the rolling shutters.

With the local buttons it is possible to open/close shutters in step by step mode or open/close them automatically with the hold-to-run feature.

## TECHNICAL DATA

- **Power supply:** 13,8 VDC
- **Consumption:** 70 mA (terminal P excluded)
- **relays output:** 2 at 250V-8A
- **Alarm input:** 2 (programmable EOL)
- **roller shutter dedicated Input:** 1
- **Input for local button:** 2
- **Power terminal:** 0,5 A (protected by a self-restorable thermal fuse)
- **Compact size:** 45x75x16 mm
- **Fast Addressing System on KS-BUS**



## HOW TO ORDER

- **KS12300005.300** - PCBA auxi-H

## ACCESSORIES

- **KS17300000.001** - Plastic box for DIN rail

## PARTS INCLUDED

- 1 auxi-H expansion module (PCBA)
- 4 sustainers for metal or plastic cabinet's
- 1 Installation Manual


## CERTIFICATIONS

Europe - CE  
EAC



# auxi-A expansion module

product code **KS12300000.300** - auxi-A PCBA



**auxi-A** is an expansion module that gives the opportunity to increase the number of inputs or outputs up to 5 on the lares 4.0 control panels.

auxi-A module can be connected to lares 4.0 through the KS-BUS 4-wire serial bus and has 5 terminals [M1-M5] which can be configured as programmable inputs with End-of-Line resistors or OC

outputs at 500 mA. As an alternative, [M1- M4] terminals can be configured as analog inputs 0-10V with custom analog intervals OR as analog outputs 0-10 V. More specifically, auxi analog output can be used as an intensity regulator (dimmer), allowing to increase and decrease the brightness. This, in fact, can be controlled using the relevant scroll bar: the colour intensity will change accordingly to the selected percentage; from 5 to 100% in steps of 0.5V.

The end user can manage this feature from lares 4.0 App, ergo-T / ergo-T pro keypads and from the graphic maps.

## TECHNICAL DATA

- **Voltage:** 13,8 Vdc
- **Current consumption:** 25 mA (excluding terminal P and outputs)
- **Alarm inputs:** Up to 5 (with programmable EOL)
- **Analog inputs:** 4 @ 0 – 10 V
- **Analog outputs:** 4 @ 0 – 10 V, 20 mA
- **Open Collector outputs:** Up to 5 da 500mA each
- **Power terminal:** 0,5 A (protected by a self-restorable thermal fuse)
- **PCBA dimension:** 75x45x16 mm (l x h x p)

## PARTS INCLUDED

- 1 auxi-A expansion module (PCBA)
- 4 sustainers for metal cabinet's mounting
- 1 Installation Manual

## HOW TO ORDER

- **KS12300000.300** - PCBA auxi-A

## ACCESSORIES

- **KS17300000.001** - Plastic box for DIN rail
- **KS17302000.010** - Plastic box "slim" version

## CERTIFICATIONS

Europe - CE  
EAC  
EN50131 Grade 3 - Class II  
T031:2017+A1:2018+A2:2022



# matrix Universal Transmitter

codice prodotto **KSI5003001.300** - matrix




## TECHNICAL DATA

- **Power supply:** from 1 to 3 lithium batteries CR-123A
- **Operating frequency:** 868MHz
- **Inputs:** nr.1 NC - NA type alarm  
nr.1 NC type sabotage
- **Range in open air:** up to 300m
- **Operative Temperature Range:** -10° +55°
- **Humidity:** 95%
- **Dimensions:** 100 x 43 x 17 mm

## PARTS INCLUDED

- 1 matrix module (PCBA)
- 1 cable for connecting OPTEX motion detectors
- 1 Installation Manual IT / EN / FR

## HOW TO ORDER

-  **KSI5003001.300** - matrix module

## COMPLIANCE

Europe - CE, RoHs

## FUNCTIONS

**matrix** module is a bi-directional universal radio interface for connecting third-party low power consumption motion detectors to the lares 4.0 platform, at 868 MHz frequency band.

**matrix** directly feeds the connected motion detector with its own standard CR 123A batteries, from 1 to 3 batteries (second and third are optional) dependently on the consumption of the connected motion detector. Through the supervision function which consists of periodic bi-directional communications between lares 4.0 control panel and wireless devices, the control panel verifies the persistence of the radio communication with all the wireless devices.

Two dedicated inputs (alarm and sabotage) detect any disappearance and / or sabotage of the connected detector. **matrix** itself has a tamper protection vibration sensor (accelerometer), which allows, for example if it is mounted on a joint, to detect even a simple rotation or change of position.

The technology implemented makes it possible to transform any type of detector at low power consumption in a wireless detector by exploiting

the above-mentioned inputs. Specifically speaking about the **OPTEX** sensors, the exchange of data between matrix interface and OPTEX detector takes place via a serial link, by connecting the matrix serial port with the OPTEX serial port through the cable supplied. Thanks to this serial link connection, installers avoid the wiring on the terminal board and the switch manual settings of OPTEX.

### Perché **matrix** why **matrix**

- **Because** it transforms any type of low power consumption motion detectors in a wireless detector;
- **Because** it is the perfect complement of OPTEX series sensors BXS, VXS, WXI, WXS and QXI as it allows remote management (configuration and detailed alarm signalling);
- **Because** it is supplied up to 3 standard CR-123A lithium batteries, able to provide autonomy up to 4500 mAh, to give the user more autonomy in a shorter time, optimizing the replacement time of them.



# matrix BUS expansion module

product code **KS12300006.300** - matrix BUS



**matrix BUS** is a wired expansion board that gives the opportunity to add one zone to the control panel when connected to the Ksenia BUS. It also allows to connect any type of sensor to our BUS, with the objective of simplifying and optimizing the wiring: in addition to an input, it has a serial interface useful for connecting with OPTEX series BXS, VXS, WXI, WXS and QXI motion detectors. Once connected to the matrix BUS, it is possible to carry out the configuration remotely through Ksenia SecureWeb, or via Ksenia Pro App. matrix BUS does not require any battery because it is powered by the KS-BUS.

The size is ultra-compact and has a small buzzer that can be used by the installer to identify the position of a sensor within a room. It has a small buzzer that the installer can set to sound for identify the position of a sensor within an environment. It also allows you to turn on and off the power supply + P which it is useful, for example, to reset smoke sensors.

## TECHNICAL DATA

- **Power supply:** 13,8 VDC
- **Absorption:** 50 mA max.
- **Inputs:** nr.1 type alarm (with programmable EOL)
- **Power terminal:** 0,5 A (protected by a self-restorable thermal fuse)
- **Dimensions:** 14x71,5x8 mm
- **KS-BUS interface**

## PARTS INCLUDED

- 1 expansion module matrix BUS (PCBA)
- double-sided tape for installation
- 1 cable for connecting to the control panel
- 1 cable for connecting OPTEX motion detectors (BXS, VXS, WXI, WXS and QXI)
- 1 Installation Manual IT / EN / FR

## HOW TO ORDER



- **KS12300006.300** - matrix BUS module

## COMPLIANCE

Europe - CE

### Perché **matrix BUS** why **matrix BUS**

- **because** with a single expansion card we can expand the central zones;
- **because** it is powered by BUS;
- **because** it has ultra-compact dimensions;
- **because** it has a small buzzer for the identification of a specific sensor.



# divide BUS Isolator & Repeater

product code **KSI2500000.300** - divide



## TECHNICAL DATA

- **Power Supply:** 13,8Vdc
- **Consumption:** 20mA
- **KS-BUS terminal:** 2 4-wires (specular in connection)
- **Board Dimension:** 45x75 x16 mm

## PARTS INCLUDED

- 1 Module divide
- 1 Quick Installation Guide
- 4 Plastic sustainers (for installation into "slim" box or metal cabinet)

## HOW TO ORDER



- **KSI2500000.300** - PCBA divide

## ACCESSORIES

- **KSI7300000.001** - Plastic box for DIN rail
- **KSI7302000.010** - Plastic box "slim" version


## CERTIFICATIONS

Europe CE  
EAC  
EN50131 Grade 3 Class II  
T031:2014



# BUS Hub module

product code **KSI2500001.300** - BUS Hub PCBA



## TECHNICAL DATA

- **KS-BUS Interface**
- **PCBA dimension:** 75x45x16 mm (lxhxp)

## PARTS INCLUDED

- 1 BUS Switch (PCBA)
- 4 sustainers for metal cabinet's mounting
- 1 Installation Manual
- 6 Connecting cables

## HOW TO ORDER



- **KSI2500001.300** - BUS Switch PCBA

## COMPLIANCE

Europe - CE

The BUS switch module is a board of extremely compact dimensions, 70x45mm that allows fast wiring and related maintenance operations.


In fact, it connects to the control panel BUS, and has 6 removable terminal boards to which 6 distinct BUS branches can be connected. Each BUS branch has the power supply positive protected with a 0.5A self-resetting thermal fuse.

In addition, there are 4 other terminals for connecting positive power supply (also protected by a 0.5A fuse) and 4 terminals for connecting the negatives.



# auxi relay expansion module

product code **KS12300001.300** - auxi relay PCBA



auxi relay has 5 relay outputs (1A) which may be used for manage all kind of loads in lares 4.0 Control Panel series.  
auxi relay is programmed directly from lares 4.0 Control Panel.

## TECHNICAL DATA

- Voltage: 13,8Vdc
- Current consumption: 100mA max.
- Up to 5 relays outputs 1A
- PCBA dimension: 75x45x16 mm (lxhxp)



## PARTS INCLUDED

- 1 auxi-L/ auxi relay expansion module (PCBA)
- 4 sustainers for metal cabinet's mounting
- 1 Installation Manual

## HOW TO ORDER



- **KS12300001.300** - auxi relay PCBA

## ACCESSORIES

- **KS17300000.001** - Plastic box for DIN rail
- **KS17302000.010** - Plastic box "slim" version

## COMPLIANCE

Europe - CE  
EAC



# auxi-L Expansion module

product code **KS12300004.300** - auxi-L PCBA



**auxi deriva dal latino e significa crescere, aumentare, potenziare.**  
**auxi derives from Latin and means to increase, to potentiate.**

auxi-L is an Expansion Module with 5 Relays outputs operating at 250V-8A (10A peak), with 1 common Terminal, ideal for Light Management and for disconnecting Appliances.

As all the other Expansion Modules of Ksenia Security, it has very compact dimensions (only 70x45mm) enabling room savings, it can be installed either inside the DIN-503 Boxes and on DIN guide reducing dramatically the installation time.

auxi-L is to be connected to the lares 4.0 by means of the 4 wires Serial KS-BUS.

## TECHNICAL DATA

- Power Supply: 13,8 Vdc
- Consumption: 120 mA max.
- Output: Up to 5 relay, 250 V - 8 A (10 A peak)
- Fast addressing System on KS-BUS
- PCB Dimension: 45x75x16 mm

## PARTS INCLUDED

- 1 auxi-L expansion module (PCBA)
- 4 sustainers for metal cabinet's mounting
- 1 Installation Manual

## HOW TO ORDER



- **KS12300004.300** - auxi-L PCBA

## ACCESSORIES

- **KS17300000.001** - Plastic box for DIN rail
- **KS17302000.010** - Plastic box "slim" version

## CERTIFICATIONS

Europe - CE  
EAC



# duo BUS BUS Transceiver / Repeater

product code **KSI2600000.310** - for KS-BUS only



## TECHNICAL DATA

- Power: 13,8 Vdc
- Consumption: max. 50mA
- Operative Frequency: 868 MHz Band
- Range in open air: up to 400 m
- Max. WLS Device Nr.: 64
- I/O Terminals: 2
- Wireless Zones: max. 128
- Operative Temperature: +5°C to +40 °C
- Dimensions: 140 x 100 x 28 mm (L x H x P)

## PARTS INCLUDED

- 1 Transceiver / Repeater duo (PCBA)
- 1 Slim Case with screw
- 1 Quick Installation Guide

## HOW TO ORDER



- **KSI2600000.310** - KS-BUS Version

## ACCESSORI

- **KSI7207008.000** - Lithium-Ion Battery 7,4 Vdc-850 mAh
- **KSI7302000.010** - Plastic box "slim" version

## CERTIFICATIONS


Europe - RoHS, CE  
EAC  
EN50131 grade 2 - Class II  
T031:2014  
SSF 1014 Larmklass R



**duo** deriva dal latino e significa **doppio**.  
*duo derives from Latin means double.*

Each **duo BUS** version enables to expand any Control Panel of the lares series by giving the opportunity to link up to 64 wireless Devices for a total of max. 128 wireless zones and up to 20 remote controls. On the same BUS it is possible to link up to 2 transceivers for both expanding the wireless signal coverage and for acting contemporary as a back-up of the other.

**duo** can also work as a Signal Repeater simply powering it up.



duo board in the slim plastic case

**Perché duo?**  
*why duo?*

- **because** it can work both in Transceiver mode (wired on KS-BUS or in Repeater mode (simply powering it up it extends the signal range).
- **because** it integrates the MULTI-RECEIVER technology, i.e. up to 2 devices and 2 repeaters can be included in the same Architecture.
- **because** in case of MULTI-RECEIVER system, the connected wireless devices are able to automatically choose the best radio path.
- **because** the REPEATER needs to be connected only to the +12Vdc, not to the BUS and it can integrate a Lithium-Ion battery which in case of black-out is able to guarantee at least 12 continuous hours coverage.
- **because** it can manage up to 64 wireless devices and max 128 wireless zones.

# opis Supervised Power Supply Station

Product code **KSI2400000.300** - PCBA only



## TECHNICAL DATA

- **Battery management:** 18 Ah
- **Operating Range:** 14,2 VDC
- **Consumption:** 50 mA stand-by ; 950 mA max
- **Operating temperature range:** -10 +55 °C; 95% Humidity
- **Dimensions:** 115x60x20 mm (PCBA)
- **Weight:** 50 g
- **Maximum current available for external devices:** 1400mA grade 2 - 200mA grade 3

## PARTS INCLUDED

- 1 PCBA opis
- 1 Installation Manual

## HOW TO ORDER

 KSI2400000.300 - PCBA only

## ACCESSORIES

KSI7403130.010 - Large metallic cabinet with 3.0 A Power Supply

## CERTIFICATIONS

Europe - CE

EAC

EN50131 Grade 3 - Class II

T031:2014

opis deriva dal latino e significa risorsa, ricchezza, assistenza, appoggio.

opis is a device that allows to extend the BUS on two additional branches. The power supply to the branches it is provided by the same opis, protected by an 1,5 A auto restoring thermal fuse.

The device is fully supervised by the panel, with BUS status, power supply voltage and battery charge information.

opis can be installed inside the metal containers KSI7404130.010 and KSI7403130.010.



Detail of installation on metal cabinet



# 04

---

## Domotic

---

76 - 86 Domotic

---

88 - 93 Integrations

---



# domus Multi-function sensor

product code **KS12700000.300** - domus



78  
DOMOTIC / domus



**GIT**  
**SECURITY**  
**AWARD**  
**2020**  
**WINNER**

**domus** deriva dal latino e significa **casa, abitazione.**  
**domus** derives from Latin and means **home, house.**

**domus** is a built-in module which, like the RFID reader for volo-in access control, uses the Keystone slot (of identical size on any series of switch plates) to insert a new device that allows, for each room, to have in a single device a motion detector, a temperature sensor, relative humidity and light intensity. Ideal for home automation, in combination with auxi-L module, it allows to switch lights on and off depending on the internal brightness, whenever someone is in the room.

It also has a temperature and humidity sensor, produced by Sensirion (world leader in the production of these devices) and able to drive and manage at best its own air conditioning and dehumidification systems, in order to obtain the desired degree of comfort.

It becomes indispensable for office environments and for the standard humidification required in museums for the best conservation of art works.

**domus** is the ideal device for temperature control in the residential area and not only: it can be easily installed in any environment. Thanks to the chronothermostat available on lares 4.0 control panel, it is possible to adjust the temperature comfortably and anywhere, adapting the level of comfort to the use of the environment with significant energy savings. Thanks to the flexibility of lares 4.0 control panel it can control both heating and conditioning devices.

## TECHNICAL DATA

- Power Supply: 13,8 Vdc
- Consumption: 10mA max
- Temperature sensor ( $\pm 0,2$  °C)
- Humidity Sensor ( $\pm 2\%$  RH)
- PIR detector, 6 meters capacity, 5 rays, opening: 6°
- Light sensor
- Compatible with Keystone opening
- KS-BUS interface

## HOW TO ORDER

- 
- **KS12700000.300** - domus

## PARTS INCLUDED

- 1 **domus** Multi-function sensor
- 1 Quick Installation Guide ITA/EN

## CERTIFICATIONS

Europe - CE  
EAC



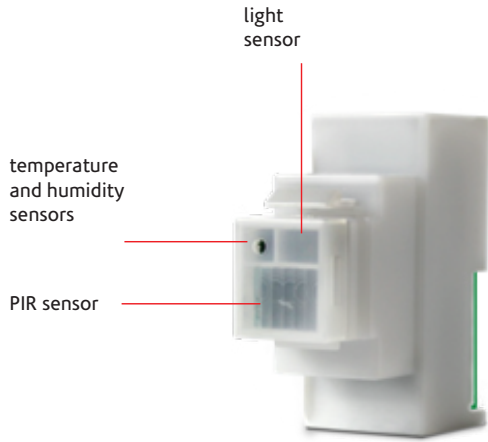
**domus** connects to lares 4.0 control panels via KS-BUS 4-wire serial BUS and is programmed directly from the control panel.



**Lobeco**  
FIRE + SECURITY

We make it work.



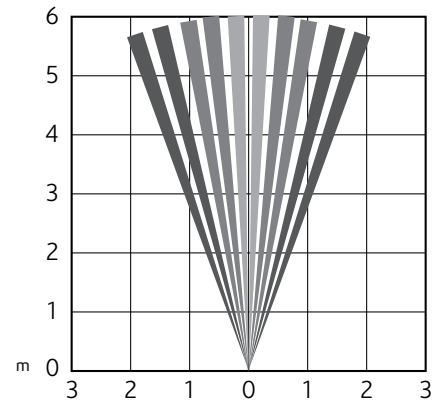


**Perché domus?**  
*why domus?*

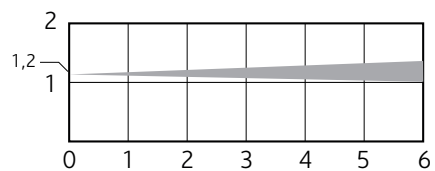
- **because** in a single device there are 4 sensors, and this allows its use in the most various applications
- **because** thanks to its dimensions it occupies only one module of box 503
- **because**, thanks to its design, it fits into a keystone adapter, and it is therefore compatible with any electrical civil series
- **because** it has one of the best temperature and humidity sensors on the market; its positioning on the front of the device with a minimum opening also allows an accurate measurement of the real parameters of the environment
- **because** it connects quickly with the 4-wire BUS, and it is completely manageable by lares 4.0 control panel

COVERAGE AREA

TOP VIEW



SIDE VIEW



# energia consumption management system

product code **KSI2700001.300** - energia module



80  
DOMOTIC / energia



**GIT**  
**SECURITY**  
**AWARD**  
**2022**  
**WINNER**

**we care**



**energia** deriva dal latino e significa **energia**.  
*energia derives from Latin and means energy.*

Enhancing the market awareness about the benefits of **sustainable energy**, it is the stated goal of current government regulations. **energia** module produced by Ksenia Security for energy sector, fully meets this project in terms of **electric load management**, including renewable sources, and control and balancing of **power consumptions**.

Each **energia** module provides two distinct power lines on which measuring both voltage and current, each line can support loads up to 6kW.

The values of the voltage of the two lines expressed in Volts and the current measured on each line L1 and L2 expressed in Ampere, measured in one tenths of Ampere, are displayed in real time.

The maximum configuration number of the energia module depends on the lares 4.0 control panel models:

- lares 4.0 wls 96 n. 1
- lares 4.0 16 -
- lares 4.0 40 n. 1
- lares 4.0 40 wls n. 3
- lares 4.0 140 wls n. 6
- lares 4.0 644 wls n. 6

**energia** module must be linked to the lares 4.0 control panel via the KS-BUS. It becomes the ideal complement when lares 4.0 is used in the home & building automation field.

## TECHNICAL DATA

- Maximum power: 2x6kW
- 4 relays outputs: 250 V - 1 A
- KS-BUS Interface
- Dimensions: 90x53x62 mm (hxlxp) (3 DIN modules)

## INCLUDED PARTS

- 1 energia module
- 1 Installation guide

## HOW TO ORDER



- KSI2700001.300 - energia module

## COMPLIANCE

Europe - CE  
EAC



**Power consumption management** is implemented starting from the data collected by **energia** module. Subsequently, an application logic processes the data collected, structures and stores them and finally shows the result of energy consumption trends to the users, in the form of bar charts. The configuration of entities called "**meters**" are mandatory to make the application logic work properly. They measure the power absorbed or produced, for example in the presence of a photovoltaic system, by L1 and L2 lines of energia modules available in the system, in real time..

The configuration of the "**meters**" is preparatory to obtain useful charts for the analysis of power consumption. For example, in the presence of a photovoltaic system, if there are two **energia** modules in the lares 4.0 platform, we can configure three "**meters**": one for measuring the absorbed power (i.e. Consumption), one for the produced power (i.e. Photovoltaic production) and one for displaying both powers (i.e. Energy balance), obtaining the following bar charts.

The charts show the historical consumptions, allow the analysis of the power consumption trend, with the aim of identifying potential waste and optimize energy consumption.

The collected data are processed, encoded, and displayed in bar charts for an immediate understanding of the consumption trend, comparing the power produced and the power absorbed. All this allows to identify the appropriate interventions to avoid inefficiencies and contribute to achieve **Energy Efficiency**.





## Analysis of the power consumption trend

### Energy Efficiency

The value of the power in real time, positive or negative, is displayed for each meter (power absorbed is blue, power produced is green). The “meters” can be associated to partitions and rooms and displayed in the lares 4.0 user App, also the charts can be displayed in the App. In the context of **Load Management**, the “meter” carries out the controlled disconnection of loads to avoid blackouts when the electric system is getting overloaded. Each “meter” provides two thresholds:

1. Maximum power consumption threshold expressed in Watts, beyond this value an alert is generated (ergo-T keypads also offer sound and push notifications);
2. Maximum power disconnection threshold (greater than the previous one), beyond this value the loads disconnection starts.

The outputs personalized as “Manageable load” in the lares 4.0 control panel can be disconnected. According to the control panel model, the maximum number of outputs configurable are:

- no. 8 lares 4.0 644 wls and lares 4.0 140 wls;
- no. 4 all the other models (except lares 4.0 - 16).

The configured outputs (washing machine, dishwasher, oven, etc.) are visible in real-time as connected/disconnected household appliances, on the Smart Home page of the lares 4.0 App, in the “Household appliances” category and on Maps.

#### Perché energia why energia


- **because** it has the requirements to respond to requests for energy efficiency enhancement;
- **because** it can measure and manage the power consumption on each of its two lines, each line can support loads up to 6kW;
- **because** it can control the power consumption trend through displaying bar charts for an immediate analysis;
- **because** it can program the disconnection of loads after exceeding two thresholds (the first sends push and sound notifications, the second starts disconnection);
- **because** it can control the status of household appliances in real time (connected/disconnected) from lares 4.0 App and Maps;
- **because** it is provided with 4 free configurable outputs relays;
- **because** it can be linked to the control panel via the KS-BUS, quickly and easily.

# auxi-H Expansion module

product code **KS12300005.300** - auxi-H PCBA



82  
DOMOTIC / auxi-H



## TECHNICAL DATA

- Power supply: 13,8 VDC
- Consumption: 70 mA (terminal P excluded)
- relays output: 2 at 250V-8A
- Alarm input: 2 (programmable EOL)
- roller shutter dedicated Input: 1
- Input for local button: 2
- Power terminal: 0,5 A (protected by a self-restorable thermal fuse)
- Compact size: 45x75x16 mm
- Fast Addressing System on KS-BUS

## HOW TO ORDER



- **KS12300005.300** - PCBA auxi-H

## ACCESSORIES

- **KS17300000.001** - Plastic box for DIN rail

## PARTS INCLUDED

- 1 auxi-H expansion module (PCBA)
- 4 sustainers for metal or plastic cabinet's
- 1 Installation Manual

## CERTIFICATIONS

Europe - CE  
EAC



**auxi** deriva dal latino e significa **crescere, aumentare, potenziare**.  
*auxi derives from Latin and means to increase, to potentiate.*

**auxi-H** is a module that can be used both for security and home automation. Thanks to a special jumper on the board, it is possible to set two operating modes:

1. **auxi-HT**: in this mode the device is designed for the full management of windows equipped with motorized roller shutters;
2. **auxi-HL**: in this mode the device is designed to manage lights.

In the first case (auxi-HT), the 2 relay outputs (8A-250V) become interlocked to control directly the roller shutter motor. From the scenarios configured on lares 4.0 it is possible to completely open and close the rolling shutters.

With the local buttons it is possible to open/close shutters in step by step mode or open/close them automatically with the hold-to-run feature.

In the second case (auxi-HL), the two relay outputs can be both freely controlled by the scenarios of lares 4.0 and managed locally by connecting the buttons to the local inputs. In fact, in both operating modes, there are 2 freely configurable inputs and an alarm input connectable to the shutter sensors. Like all Ksenia Security expansion modules, it is extremely compact in size (only 70x45mm), allowing space savings. It can be placed both inside DIN-503 boxes and on DIN rail, with a considerable reduction of installation time.

**auxi-H** connects to the lares 4.0 control panels with the 4-wire KS-BUS serial BUS.

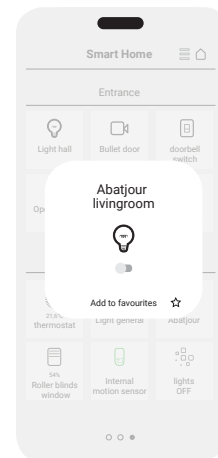
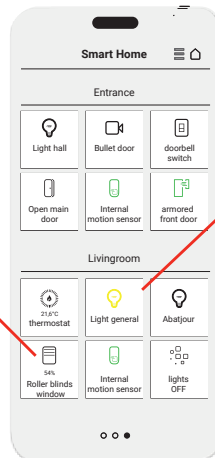
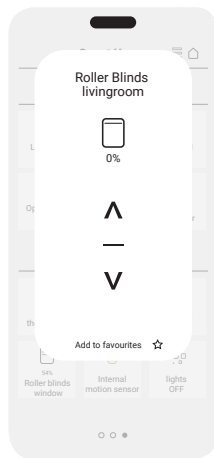
**Perché auxi-H**  
*why auxi-H*

- **because** with a single device it is possible to completely control any spot equipped with motorized roller shutters. It is able to control the motors, move the roller shutters, even when the system is armed and without the need to disarm it + one of the inputs can be configured to block the movement of the roller shutter (for example with the installation of a photocell);
- **because** it does not give the opportunity to just open and close roller shutters: it is also capable to set them in intermediate positions;
- **because** it allows remote checks of the shutters opening status;
- **because** it is flexible and adapts its feature for the management of roller shutters or lights through a simple jumper;
- **because** the local buttons continue to work even in the event of a control panel failure.



## Roller Blinds Management

## Lights Management



# auxi-L Expansion module

product code **KS12300004.300** - auxi-L PCBA



84  
DOMOTIC / auxi-L



## TECHNICAL DATA

- **Power Supply:** 13,8 Vdc
- **Consumption:** 120 mA max.
- **Output:** Up to 5 relay, 250 V - 8 A (10 A peak)
- **Fast addressing System** on KS-BUS
- **PCB Dimension:** 45x75x16 mm

## PARTS INCLUDED

- 1 auxi-L expansion module (PCBA)
- 4 sustainers for metal cabinet's mounting
- 1 Installation Manual

## HOW TO ORDER

- **KS12300004.300** - auxi-L PCBA

## ACCESSORIES

- **KS17300000.001** - Plastic box for DIN rail
- **KS17302000.010** - Plastic box "slim" version

## CERTIFICATIONS

Europe - CE  
EAC



**auxi** deriva dal latino e significa **crescere, aumentare, potenziare.**  
*auxi derives from Latin and means to increase, to potentiate.*

**auxi-L** is an Expansion Module with 5 Relays outputs operating at 250V-8A (10A peak), with 1 common Terminal, ideal for Light Management and for disconnecting Appliances.

As all the other Expansion Modules of Ksenia Security, it has very compact dimensions (only 70x45mm) enabling room savings, it can be installed either inside the DIN-503 Boxes and on DIN guide reducing dramatically the installation time.


**auxi-L** is to be connected to the **lares 4.0** by means of the 4 wires Serial KS-BUS.

**Perché auxi-L**  
*why auxi-L*

- **because** it has 5 relay outputs, with a common terminal, which allow a clean wiring to control lights and loads in general;
- **because** each relay is able to handle loads up to 8A at 250Vac;
- **because** with only one expansion module you can extend the number of input terminals available on your system;
- **because** it is automatically configurable by means of its serial number: no need to adjust dip-switches on board;
- **because** it is very small and therefore can be installed inside the wall within a standard DIN503 box.
- **because** it can be housed in a suitable plastic box for fixing on DIN rail.

# auxi-A expansion module

product code **KS12300000.300** - auxi-A PCBA




## TECHNICAL DATA

- **Voltage:** 13,8 Vdc
- **Current consumption:** 25 mA (excluding terminal P and outputs)
- **Alarm inputs:** Up to 5 (with programmable EOL)
- **Analog inputs:** 4 @ 0 – 10 V
- **Analog outputs:** 4 @ 0 – 10 V, 20 mA
- **Open Collector outputs:** Up to 5 da 500mA each
- **Power terminal:** 0,5 A (protected by a self-restorable thermal fuse)
- **PCBA dimension:** 75x45x16 mm (LxHxP)

## PARTS INCLUDED

- 1 auxi-A expansion module (PCBA)
- 4 sustainers for metal cabinet's mounting
- 1 Installation Manual

## HOW TO ORDER

-  **KS12300000.300** - PCBA auxi-A

## ACCESSORIES

- **KS17300000.001** - Plastic box for DIN rail
- **KS17302000.010** - Plastic box "slim" version

## CERTIFICATIONS

Europe - CE  
EAC  
EN50131 Grade 3 - Class II  
T031:2017+A1:2018+A2:2022

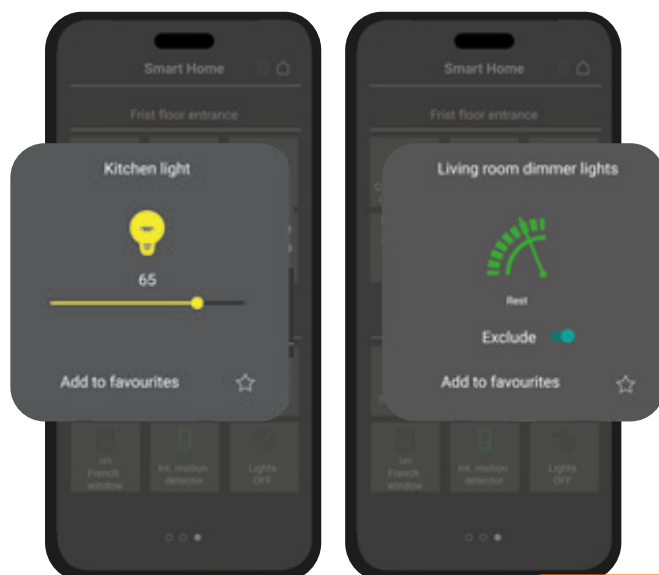


**auxi** deriva dal latino e significa **crescere, aumentare, potenziare**.  
*auxi derives from Latin and means to increase, to potentiate.*

**auxi-A** is an expansion module that gives the opportunity to increase the number of inputs or outputs up to 5 on the lares 4.0 control panels. **auxi-A** module can be connected to lares 4.0 through the KS-BUS 4-wire serial bus and has 5 terminals [M1-M5] which can be configured as programmable inputs with End-of-Line resistors or OC outputs at 500 mA. As an alternative, [M1- M4] terminals can be configured as analog inputs 0-10V with custom analog intervals OR as analog outputs 0-10 V. More specifically, **auxi** analog output can be used as an intensity regulator (dimmer), allowing to increase and decrease the brightness. This, in fact, can be controlled using the relevant scroll bar: the colour intensity will change accordingly to the selected percentage; from 5 to 100% in steps of 0.5V. The end user can manage this feature from lares 4.0 App, ergo-T / ergo-T pro keypads and from the graphic maps.

**Perché **auxi-A****  
**why **auxi-A****

- **because** with a single expansion module it is possible to increase control panel's inputs and outputs;
- **because** it is automatically set up through its serial number, avoiding the needs of manual dip-switch installation;
- **because** 4 of its 5 terminals are programmable as 0-10V analogue outputs, capable of regulating the output voltage, useful for example for dimming lights;
- **because** 4 of its 5 terminals are programmable as 0-10V analogue inputs, with custom analog intervals capable to measure wind intensity if connected to a sensor.



**Lobeco**  
FIRE + SECURITY  
We make it work.





# auxi wls bi-directional wireless I/O module

product code **KSI2300002.300** - auxi wls



86  
DOMOTIC / auxi wls




## TECHNICAL DATA

- Power supply: 110 -230 VAC 50-60Hz
- Operative range: 868 MHz
- Operative range in open air: up to 150 m
- Inputs: Nr. 2
- Outputs: Nr. 2 (5A 250Vac - 5A 30Vdc)
- Operative temperature range: -20 to + 55 °C
- Dimensions: 42 x 35 x 20 mm
- Protection class: IP20

## PARTS INCLUDED

- 1 PCBA Module
- 1 Plastic case
- 1 Installation manual

## HOW TO ORDER

-  **KSI2300002.300** - auxi wls module

## CERTIFICATIONS

Europe - CE , RoHs  
EAC



## FUNCTIONS

**auxi wls** is a wireless module with 2 inputs and 2 outputs on board. **Powered directly from the mains**, **auxi wls** is ideal for the remote control of lights, home automations (such as roller blinds and curtains) and, generally, any load unreachable by cables.

**auxi wls** can be used in conjunction with lares 4.0 Control Panels or as a stand-alone device. In the second case, the outputs can be controlled locally (using the inputs on board) or remotely (using the opera remote control). Up to 32 different remote controls can be enrolled for each **auxi wls**.

His compact size allows to fit it in small spaces such as DIN503 wall boxes (1 slot)

Additionally to the Mono-stable or Bi-stable modes, outputs can be configured as follows:


- 2 independent outputs: each output can be managed as single
- Change over switch: once the first output closes, the second one opens (useful to replace outputs already installed)
- Interlocked: useful to manage automatic roller blinds (there is a delay before the closing of the output)



**Ksenia**  
security innovation

# porta 4.0 Konnex Gateway

product code **KSI4300001.300** - porta 4.0



Detail of the **porta 4.0** module installed

**porta** deriva dal latino e significa **accesso, passaggio**.  
*porta derives from Latin and means access, passage.*

Nowadays, KNX technology is the open, world-recognized standard, compliant with the main European and International standards, for automated and decentralized management of a wide variety of structures: commercial buildings, industries, offices, residentials, public places, schools, and so much more.

**porta 4.0**, a KNX compatible device, can take control of all Ksenia lares 4.0 control panels family, through standard KNX devices.

In fact, when the gateway **porta 4.0** receives a Konnex datagram, it is possible to perform the following operations on lares 4.0 control panel:

- Management of monostable / bistable outputs;
- Exclusion / inclusion zones;
- Scenarios implementation.

Moreover, when one of the following events occurs on lares 4.0 control panel:

- Status change of a zone;
- Status change of a partition;
- A fault.

## TECHNICAL DATA

- **Power Supply:** 12 - 24VDC or PoE
- **Absorption:** 250mA (with PoE)
- **Consumption:** 5W max
- **Communication BUS:** KNX
- **Ethernet interface:** RJ45
- **Operating range:** +5 to +40°C
- **Dimensions:** 86 x 69 x 58mm (4 DIN modules)
- **Weight:** 130g

## HOW TO ORDER

- **KSI4300001.300** - porta 4.0 KNX Gateway

## PARTS INCLUDED

- 1 porta 4.0 KNX Gateway
- 1 Installation manual

## CERTIFICATIONS

Europe - CE  
EAC



The whole configuration is instead carried out through the web interface for configuring the lares 4.0 control panel, therefore it can be performed locally or remotely, by using a PC/MAC or a mobile device. The device is connected to the control panel via Ethernet and can be powered by PoE or by external power supply (12 / 24Vdc).

**porta 4.0** is supplied with a plastic box that occupies 4 DIN modules.

### Perché **porta 4.0** *why porta 4.0*

- because it allows a bidirectional interface between lares 4.0 control panel and KNX world;
- because it does not need any dedicated driver, it is completely recognized and can be programmed by lares 4.0 control panel;
- because it is powered directly by PoE or by external power supply.

# porta IoT bidirectional http gateway

product code **KSI4300002.300** - porta IoT



88  
DOMOTIC / porta IoT



## TECHNICAL DATA

- Power Supply: 12 - 24VDC or PoE
- Absorption: 250mA (with PoE)
- Consumption: 5W max
- Communication BUS: RS-485 (future use)
- Ethernet interface: RJ45
- Operating range: +5 to +40°C
- Dimensions: 86 x 69 x 58mm (4 DIN modules)
- Weight: 130g

## HOW TO ORDER



- **KSI4300002.300** - porta IoT Gateway

## ACCESSORIES

- **KSI4400000.300** - switch 4.0

## PARTS INCLUDED

- 1 porta IoT Gateway
- 1 Installation manual

## COMPLIANCE

Europe - CE

http/s is one of the protocols allowing thousands of IoT devices to communicate with each other.

Through this protocol, it is actually possible to control and manage any system in a clear and efficient way: from straightforward client/server designs to complex and distributed network architectures.

porta IoT is a device designed to interface with lares 4.0 control panel family in a quick and easy way, without using, in most cases, SDK integrations. This is possible thanks to the http/s API exposed through porta IoT giving the chance for example to:

- include / exclude, alarm and restore the zones;
- manage monostable and bistable outputs;
- run a scenario;
- and much more by managing POST, PUT and GET requests.

At the same time, when an event happens, lares 4.0 control panel is able to send POST, PUT and GET requests compatible with the devices that you want to control, thanks to the porta IoT module.

Additionally, porta IoT boosts the security of the integration:

- By supervising the IP devices from which it accepts http / s requests;
- By requiring a specific token for APIs.

porta IoT ensure a full integration with the lares 4.0 control panel: all the configuration is accomplished on the control panel web interface. The device is connected to the control panel via Ethernet and can be powered both, via PoE and from an external power supply (12V).

porta IoT is provided with plastic box occupying 4 DIN slots.

## Perché porta IoT why porta IoT

- **because** it interfaces with the lares 4.0 control panel via http/s API, making integration with other devices much easier;
- **because** it increases the security with the integrations, (such as IP zones), by inputting supervision and tokens on each API;
- **because** no dedicated softwares or any other programming steps are needed: the configuration is managed via lares 4.0 web interface.

# INTEGRATIONS

## + Gateway HTTP



...and any other IP devices via HTTP commands.

## + DRIVERS



## + VIRTUAL ASSISTANTS



## + HARDWARE



## + CAMERAS



# Google Home & Alexa: complete integration

## Your voice is a powerful resource\*

Technological progress has inevitably changed our habits and greatly simplified our daily actions.

Ksenia Security, protagonist in this major expansion, has created a concentrated blend of possibilities that can combine, at the same time, innovation and simplicity of use.

So, the integration between lares 4.0 and the virtual assistants Google Home and Amazon Alexa was born.

Intelligent digital assistants have revolutionized the way people interact with objects and technology, in particular, with home and Home Automation solutions. Today, thanks to the voice assistance function that distinguishes Alexa and Google Home, Users can manage all the Smart devices in their home through a simple voice command.

This has a strong impact, for example, in situations of motor disabilities, greatly simplifying daily actions within the home: management of blinds, monitoring of lights, coordination of scenarios and the full power of all the desired automations.

It is the real case in which technological innovation is at the service of people, to satisfy every type of need.

In this way, Home Automation becomes a convenient daily ally, helping to create a higher level of interaction with one's home through a perfect User Experience.

To all this is added a surprising ease of use, thanks to the support of the APP lares 4.0 that offers numerous functions and a true graphic customization.

A real guarantee of being "always connected" even with the protection of one's own home. All you have to do is control the Ksenia Security and lares 4.0 Home Automation using your voice!

## lares 4.0 is evolving and expands its functionality.

lares 4.0 is Ksenia Security's hybrid IoT platform that fully interprets the Digital Revolution. It is a unique solution, with high innovative potential, able to guarantee Security and Home Automation for every type of application. A double deal for those who install a lares 4.0 in

their home or business.

It responds with an integrated solution to the request of the customer who wishes to secure his residence and, at the same time, manage the energy resources of his home, by installing an Home Automation system, with the possibility to control the whole system from a single APP, via smartphone or tablet.

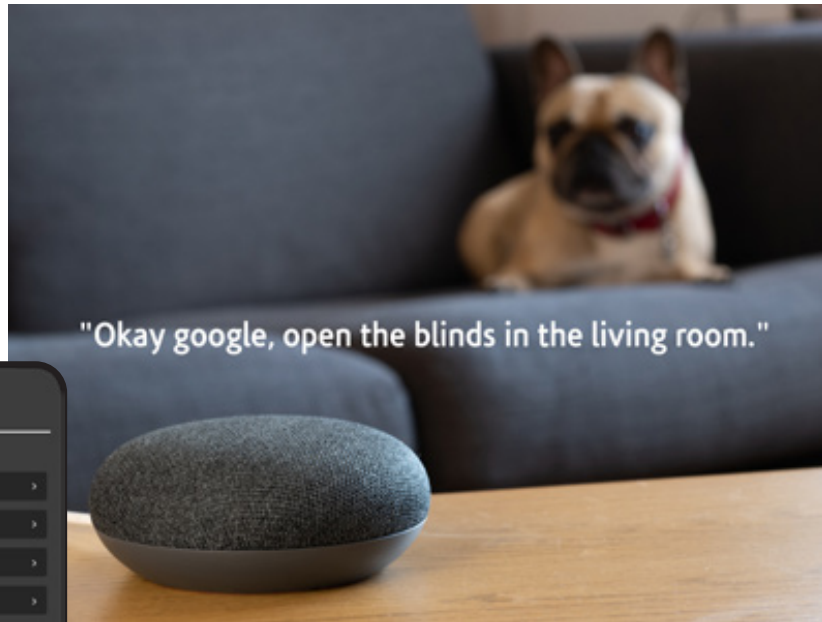
He currently holds a predominant position in the digitization era, in terms of physical security (Intrusion, Video Verification, Access Control) and Home & Building Automation. lares 4.0 is evolving and expands its functionality thanks to complete integration with intelligent personal assistants Google Home and Amazon Alexa.

From this union comes the great opportunity to manage all Smart devices in your home and, thanks to the voice assistance function, you can simply use the voice.

\* The use of voice assistants may decrease the level of Security of the system.







# Milestone Plug-in

Ksenia Security has developed a dedicated plugin allowing the integration of a virtually unlimited number of lares 4.0 with the Milestone XProtect® platform.

This will give the possibility to fully manage the control panels of the lares 4.0 family directly from Milestone and to make visible on the graphic maps the status of all the relevant control panel entities, such as partitions, zones and outputs. In addition to the graphic maps, the plugin allows the complete integration of the lares 4.0 events and alarms with Milestone events, with the opportunity to take full advantage of the video recording features. The plugin can be downloaded for free on a 15-day trial. At the end of the trial period, it will be necessary to purchase licenses according with the control panel quantity and size.



The Plugin is able to completely control, from the Platform where it's installed, a virtually unlimited number of lares 4.0 reachable via the network.



The Plugin is able to receive from the controlled units whatever happens on the relevant system, as well as send all the commands allowed to the User.



It offers 2 features that interact separately with the User: the Management of the Graphic Maps and of Events & System Elements (dedicated workspace)



The Plugin is always active, so when the user connects, he receives all the information of what happened when the system was unsupervised by operator.



If changes are made to the configurations of a security panel, it automatically notifies the event with a dedicated message.



1- Milestone Alarm Manager view



2- Plugin Architecture



3- Security Panel Physical and Logical Structure with all details for each resource



4- Security Panel configuration



5- IP zones association with Milestone events

# Gateway Avigilon

Thanks to the integration with Avigilon Control Center via ACC Web Endpoint Service and porta IoT gateway device, Ksenia Security extends the functionalities of lares 4.0 control panels.

This integration consists of triggering alarm events toward the Avigilon video security system.

Video management and recording functions offered by Avigilon Control Center and the events management functions of lares 4.0 control panels will take advantage, for example, when unexpected conditions are detected by sensors or, in general, when any other event manageable through a scenario occurs. The Gateway Avigilon service can be purchased from the control panel via Ksenia SecureWeb, as with any other Gateway service.



An event detected by lares 4.0 control panel will trigger an alarm on Avigilon Control Center.



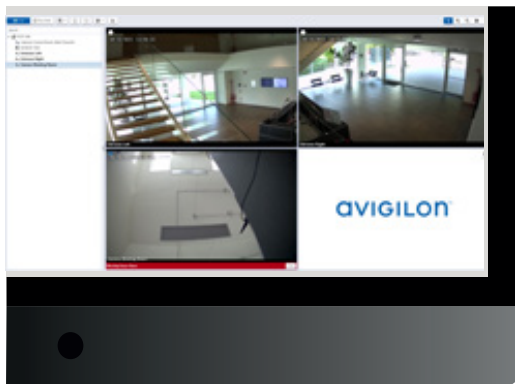
Configuration of integration and alarm lists synchronization with just few clicks.



After the integration and configuration no other actions are required from the Ksenia installer and end users.



The Avigilon operator will have available the results of the lares 4.0 control panel logic directly on the Avigilon Control Center, in real time.




1- Avigilon Control Center Client interface



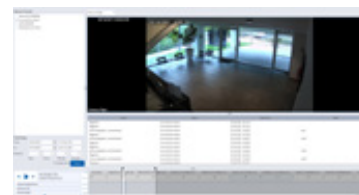
2- Avigilon connection parameters configuration and external alarms list synchronization.



3- Link between lares 4.0 events and Avigilon alarms.



4- Trigger alarm shown on ACC Client.



5- Logs and acknowledgments of lares 4.0 triggered alarms.



# Welcome to the Smart Home: Control4 & Crestron

Ksenia Security has developed two drivers capable of integrating all the lares 4.0 control panel series, respectively in the Control4 and Crestron worlds.

Therefore, within the Control4 and Crestron Security management interfaces, it is possible to manage many functions of the lares 4.0 control panel: partitions, zones, outputs, scenario activation, etc. Furthermore, when events occur on the lares 4.0 control panel, it is possible to perform some actions on the Control4 and Crestron devices.

## Control4

Control4 is one of the main leading providers of personalized automation and control solutions that allow the user to virtually control any device installed at home or in the office.

Control4 was founded in 2003, the company's mission is to offer a smart and more convenient way to control and automate lighting, music, video, energy, of a single room or the entire house.

Thanks to the collaboration with the most important consumer electronics, household appliances, energy and lighting brands, Control4 is a leader in the sector of interoperability, ensuring a continuous expansion of the ecosystem of connected devices that will work together at home or in the company.

## Crestron

Crestron Electronics has carved the path for technological innovation since 1971. Crestron creates automation solutions that transform the way people live their lives, making their day-to-day tasks easier and improving efficiency and productivity. Crestron engineers high-tech solutions for every market. From customized luxury smart home automation to scalable out-of-the-box collaborative tools, Crestron provides award-winning, leading-edge technology and outstanding customer experiences, better solutions that address the needs of customers the world over. Crestron has solution for Audio/video distribution, Lighting control, Building Management Systems (BMS), GUI design software, Speakers and much more!



# DRIVER RTI

## RTI

New driver to manage home automation automations, created by developing an integration between our lares 4.0 control panel and the RTI controller.

RTI allows total control of any intelligent home automation environment, from residential to commercial, focusing on customized automation. The goal is to create solutions that can automate, and therefore simplify, the control of audio, video and other aspects that are part of Home Entertainment

The driver was developed to integrate the lares 4.0 system into the RTI platform, interfacing thanks to the supervisor plugin. The integration currently provides for the activation / deactivation of the Security system and the execution of the various scenarios; inclusion / exclusion of zones; arming / disarming of the single partition; on / off and switching of outputs, manageable from the keyboard after entering the user PIN; status management with relative run-time update of the icons on the graphic map.





# 05

---

## Integrated management: lares 4.0 APP

---

96 - 97    Dashboard and features

---

98 - 99    Protection Section

---

100 - 101    Smart Home section

---



Consumption control



Lights management



Analog Output management



Cameras management



Scenarios customization



Temperature management



Counters management



User management

← Timed Access ✓

Description

Bed & Breakfast

Select mode

Auto Manual

All day

Tutta week

Exclude holidays   
The configured holidays are until 2028. [See the list](#)

Exclude for days 8 >



Home



outdoor 15.9°C  
indoor 21.5°C

Milan



night mode



arm



disarm



partial



Roller shutters management



Vasistas management



Motion Detectors



Intercom management

MAXIMUM FREEDOM and CREATIVITY



Thanks to this new APP, the User can manage all lares 4.0, wired and hybrids. The application allows the complete monitoring of the system, the management of the Home Automation part and all aspects of Video Verification, by connecting to any camera model able to make snapshots. The interface is simple and intuitive. It is identified by a dashboard with temperatures and weather forecasts, usable through a new scrolling navigation. It allows the personalization by the User through the use of the favorites and the choice of the background color.

The App lares 4.0 is free and available for iOS and Android operating systems, downloadable from the relevant stores on any mobile device, smartphone or tablet.

The APP lares 4.0 is divided into three sections: **Dashboard, Security and Smart Home.**



**Dashboard**

The dashboard is the main page of the App, positioned in the central section.

It contains: the name of the control panel, the Info section with all the contact details of the Installer, the detected temperatures, the location name where the control panel is installed, an icon representing the weather of that specific location and, additionally, your favorite shortcuts.

At first glance, it is immediately possible to highlight the status of the system, thanks to the icon positioned in the middle of the dashboard: the status can be totally armed, disarmed, partially armed or in alarm. Each state is distinguished by a specific color: red, green or blue.

Finally, by clicking on the system status icon, the partitions page opens and you can control their status and arming them manually and individually, without using the scenarios.



**Acquisition of control panel**

The acquisition of the control panel in the App is required after download. You have to enter name and serial number of the control panel, scan the QR code via the camera or edit the serial number. As an option there is the possibility to insert IP address, listening port and manage the type of connection but, if not provided, the connection will take place via Ksenia SecureWeb as well. Dial your PIN code to enter the App lares 4.0 and start to manage your control panel.





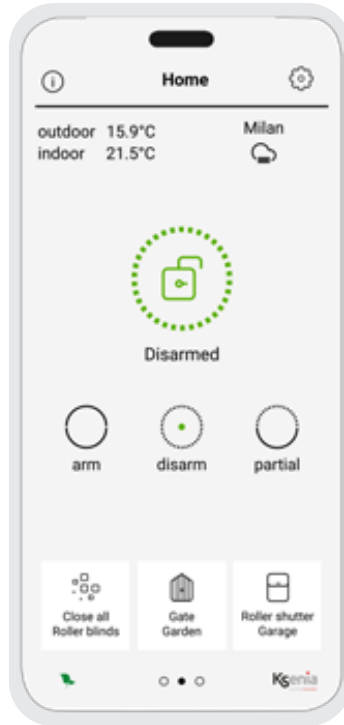
### 'Info' Section

In the Info section on the Dashboard of the App, you can view the complete profile of your Installer: telephone number, email address, company and logo. It is so important to quickly access all the contact details of your certified Installer when you are in troubles and need a prompt support!



### Disarm, arm and partial arm

From the Dashboard, three big colored icons immediately highlight the status of the system, click on them to arm or disarm the system, totally or partially. Total arming is only for partitions programmed to be totally armed, with or without entry/exit delay; the disarming can be total or partial; the partial arming only arms some partitions, with or without entry/exit delay. You can have multiple scenarios configured to arm the system and, in that case, you can select only the desired one from a list. Additionally, by clicking on the system status icon, you access the partitions page where you can control their status and arming them manually and individually, without using the scenarios.



### Choice of theme

Possibility to customize the colour interface of lares 4.0 App (light or dark). By default, the theme is light but, by enabling the Dark theme option, the App will take a dark gray theme. To make this change from the Dashboard, click on the Panel Settings icon.



### Geolocation and weather

On the left side of the Dashboard, you can read the (indoor and outdoor) temperatures detected by sirens, keypads and **domus** sensors, and on the right side you can read the location name where the control panel is installed and view an icon representing the weather of that location.



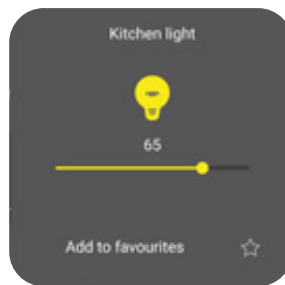
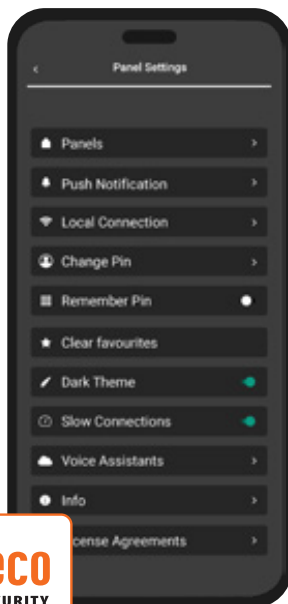
### Favourite

In the Dashboard there is a section dedicated to the favorite shortcuts, that are all the most used features that the user wishes to always have on hand. You can associate up to three favorites from smartphone and up to six favorites from tablet. To select a new favorite element, simply search for it in the App, press and hold the icon and click on the star.



### Voice Assistants

From Panel settings page, it is possible to enable the integration procedure for Voice Assistants (Amazon Alexa and Google Home) and then choose between a Google or Amazon account by entering the appropriate credentials. At this point the control panel will be connected to the account and the last step required is the configuration of Google Home or Amazon Alexa App. After that, all the Smart Home devices installed can be simply managed by using the voice commands: lights, roller blinds, scenarios, air conditioning and all the desired automations.





# End User APP lares 4.0

## Protection section



### Protection - Security

From the Protection section you can control the **status of sensors** installed (in idle, in alarm, fault/tamper) with the possibility of including, excluding and adding to favorites; **the status of the partitions** with possibility of arming/disarming them individually, in order to arm some customized actions, different from those programmed by the installer. Also the **time scheduler** is available in the Protection section, it allows the creation of smart scenarios that can run according to a scheduler; the **events** to view the logs of the control panel where all the operations of the control panel are recorded; **cameras** to control accesses; system management for maintenance of faults and tampers; **users management** depending on the access level configured.



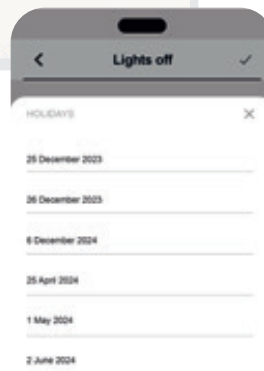
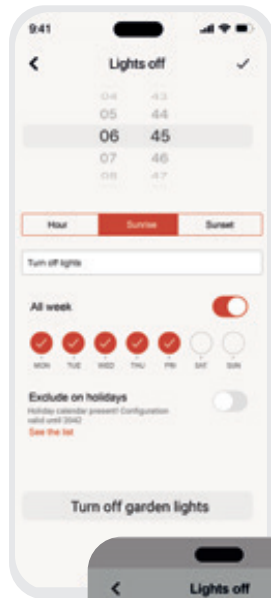
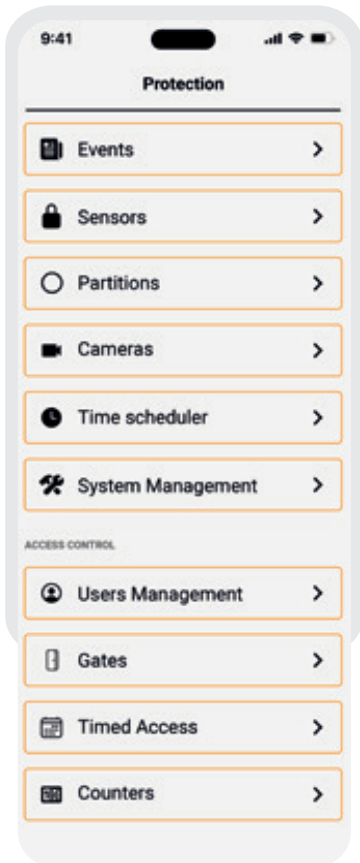
### Scheduler time

From Security page it is possible to open the Time Scheduler: Master users can program the automatic processes (represented by scenarios) which can be executed according to timetable and weekdays. Possibility of choosing the run time among "hour and minutes", "sunrise" or "sunset". The sunrise and sunset values are calculated according to the geographic position (latitude and longitude configured) and the time zone where the **lares 4.0** control panel is installed. In this way, you can just select "sunset" to start lawn irrigation or turning on the outdoor lights, for example, without specifying a time; it will be the control panel that will run the scenario at sunset for that period of the year in that specific timezone. The holidays calendar of the country where the control panel is installed, is a valid aid in the configuration of the weekdays. The weekdays can be distinguished from the holidays so that, a disarm time scheduler, programmed every day at 07:00am (for example), will not take place if a holiday falls on a weekday.



### Counters

"Counters" function is a real time people counter to know how many people pass through a security barrier or through one of our curtain motion detectors installed on the entrance/exit doors, but also by reading the Tag when passing through one of our proximity readers. The counters can be incremented, decremented or set to zero according to the personalized actions that can be performed directly from the scenarios. In real time, it is possible to view the number of people present in a room; measure the flow of people who frequent a shop daily; authorize or not entry to gyms, cinemas, swimming pools, etc. Counters function can be monitored from **lares 4.0** App or ergo-T / ergo-T pro keypads, in addition to receiving notifications when a maximum programmable threshold is reached.



### Cameras and Events log

On the Protection page, you can access the Event Log to view in detail everything that has happened within the system. There is also the possibility of viewing the images saved by the control panel at the time when an alarm event, sabotage or masking of a sensor or other event occurred. Thanks to this function it is very easy and quick to verify what really happened. In addition, by clicking on the Cameras category, you can directly access the live images of the cameras, both locally and remotely.

Thanks to the possibility of programming the RTSP protocol on the IP cameras, it is possible to view the video stream in real time, as well as zoom in on the image. In addition, on the same page where snapshots or video streams are displayed, it will be possible to configure up to two outputs so that the user can manage them directly from the same screen. These new features will be visible on the ergo-T keypads and the lares 4.0 App when it is locally connected to the control panel.





### Protection - Access Control

The Protection - Access Control section allows to manage users according to the access level assigned during configuration. In particular, the Administrator level user can manage all users personal data enabled to use the control panel (User Management); assign PIN codes and RFID cards/tags to them for authentication; create rules based on pre-established time slots and days to control entrances to their home, building, etc. (Timed Access); finally, he can authorize only some users to access to restricted areas protected by gates (Gates).



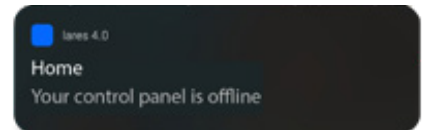
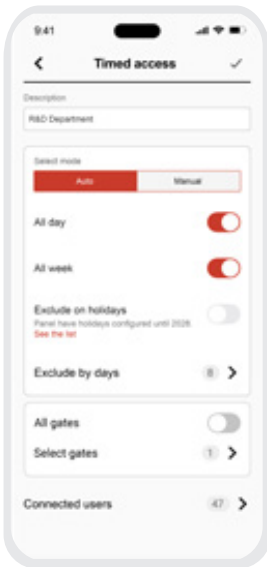
### Timed access

One of the most important aspects of Access Control is the possibility to provide temporary access to buildings/areas, to authorized users based on pre-established time slots and days. The new "Timed Access" feature allows the Administrator to program up to 8 different Timed Access, regardless on the control panel version. It is possible to add 2 time slots for each Timed Access for programming shift work on a daily or "all day" basis, repeatable for weekly days. There is the possibility of scheduling exceptions to the latter, according to the holiday calendar of the country where the control panel is installed and other free dates. Each Time Access can be associated with visitors, guests, staff, maintainers, etc. on the Users page.



### Push notifications

Thanks to push notifications, the end user can receive on his/her own smartphone/iPhone a different sound for the most important push notifications: Alarm Zone and Partition Alarm, Tamper Zone, and Tamper System. Moreover, on iOS systems from version 12 onwards, the above-mentioned notifications are considered critical, so it is possible to receive them even if the phone is in Silent or Do Not Disturb Mode! To enable this feature, the user must give his/her consent to a request that will appear immediately after the installation/update of the lares 4.0 App. If a zone is associated to a camera, a preview of the image captured after the event will also be present in the notification pop-up.



### Users

The display of registered users in the control panel and their authorizations depend on the access level assigned to each user. The highest level is Administrator that independently, without contacting the installer, can add new users, modify or remove them, and manage all lower level users. The lowest level is Door Opener that only allows the recognition of his/her PIN code to open a door, for example.

The User Management page is simple and intuitive, providing, mainly to the Administrator

user, the best user experience based on the logical grouping of the following features:

- **User profile:** management of personal data of each user (name, phone, e-mail) and assign a Profile that groups those users who insist on the same partitions, share the same hashtags, and have the same access level (example: employees, maintainers, guests, etc.), just in case of Custom Users (added by the Administrator himself).
- **Authorizations:** PIN code management, RFID tags, remote controls of each user.
- **Access Control:** associate, modify, delete the Time Access assignment, but also enable or disable its temporal validity.



# App Utente lares 4.0

## Sezione Smart Home



### Home Automation

In the Smart Home section it is possible to **control the automations** enabled for remote management, grouped by categories: lights (turn on/off, dimmer), opening gates (open/close), roller blinds (raise/lower/stop), etc., **manage the scenarios** programmed by the installer (management of outputs such as: "Turn ON the light", "Turn OFF the light", etc.); view and **adjust the temperature and humidity** detected by **domus** multisensors and **program the chronothermostat** (heating, air conditioning, schedules, weekly programs, etc.), add devices to favorites.



### Analog output and dimmer function

One terminal (M5) of auxi expansion module, can be programmed as an analog output 0-10V to adjust the output voltage. The analog output can be connected to actuators with standard input 0-10V, for detecting the voltage variations (e.g. generic dimmers, fan coils, etc.). Programming the analog output of the auxi BUS peripheral as an Intensity regulator (DIMMER) to increase/decrease the luminous intensity of a light/lamp, besides turn it on and off. The end user can adjust the luminous intensity with a slide bar, also the colour intensity varies according to the selected percentage value: from 5 to 100% (step = 0.5V). The icon changes as the setting of the category programmed for the device changes. The intensity regulator can be managed by the end user from lares 4.0 App and **ergo-T/ergo-T pro** touchscreen keypads, besides the graphic maps, vocal assistants and can be monitored it in real time too.



### Chronothermostat & functionality of domus

Through the **domus** module, which can be installed in any environment, it is possible to manage the chronothermostat to gradually adjust temperature and humidity, thus improving the environment comfort level. Open the chronothermostat page from Smart Home section, that offers many different operating modes: manual, timed manual, weekly, special 1, special 2 or OFF. In addition, you can choose between "summer" or "winter" setting mode and the temperature throughout the day.



### Rooms

From the Smart Home section it is possible view devices grouping them by categories (default) or by room associated in the programming phase. In the first mode, sensors, outputs, scenarios and chronothermostats are grouped according to category set in the programming phase, taking on their characteristic icon. In the view 'rooms' mode, on the other hand, they come grouped according to the rooms at which ones have been assigned; this facilitates planning and detailed vision of the entire system. Changing from one view to the other one, is simple: it is enough clicking on the icons located at the top right on the 'Smart Home' section.



### Scenarios

From Smart Home page it is possible to manage the scenarios. Within a predefined number of scenarios, depending on the model of control panel installed, it is possible to easily choose the desired combination among the entire range of home automation devices installed, in order to obtain the combination of several actions, with a single gesture. By clicking on a single button, therefore, a series of actions is performed simultaneously, such as: shutting the roller blinds, turning off all the lights and activating the alarm.



### Roller shutter management

Thanks to the creation of two new categories "WINDOW" and "SEISMIC", it is possible to distinguish all the categories of windows present in the market (side-hung casement window, tilt and turn windows, fixed glazing window) and check the status directly on the lares 4.0 App. This lares 4.0 interface development increases the ease-of-use of the App, allowing the end user to intuitively understand the status of each window or glazing window at a glance.





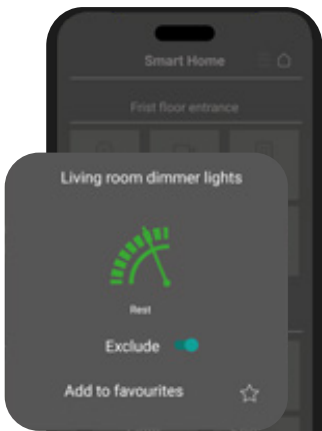
### Vasistas

Thanks to the creation of two new categories "WINDOW" and "SEISMIC", it is possible to distinguish all the categories of windows present in the market (side-hung casement window, tilt and turn windows, fixed glazing window) and check the status directly on the lares 4.0 App. This lares 4.0 interface development increases the ease-of-use of the App, allowing the end user to intuitively understand the status of each window or glazing window at a glance.



### Analog outputs

Within the Security menu, we have added the new category 'Analog'. Included here are all those sensors that trigger a scenario or send a push notification based on the change in their status. Such sensors are all those that rely on analog ranges such as anemometers, temperature probes etc. The end user can check from the lares 4.0 App the status of these sensors, exclude/include them or add them as favorites. Instead, from the graphical maps he can also view the description of the range that the sensor is detecting. The end user can then read whether the awning anemometer is detecting high wind or a light breeze and, based on this, decide whether to lower and raise the awning or simply exclude/include them from the system.



### Videointercom

Thanks to the implementation of a SIP client in Ksenia ergo-T pro touch-screen, it is possible to combine it with 3-rd party IP Video Intercom "door stations" so that our keypad will operate as "indoor monitor". On the local network, it is possible to receive the call from the outdoor station of third-party Video Intercom, see the preview from the screen and then manage the call, directly from the ergo-T pro keypad. In addition to the basic call and response functions, quick actions such as opening the gate or switching on the entrance lights are possible, thanks to the possibility of programming two outputs of lares 4.0 control panel.



### Home consumption management

The **energia** BUS peripheral is a module for energy loads management. It allows to manage the power used in your single-phase electrical system, on each of its two lines. **energia** module provides two distinct power lines on which measuring both voltage and current.

When two programmed thresholds exceed, some push notifications and ringing alarms will be activated: the first threshold notifies that the maximum consumption has been reached and if no action is taken, it detaches the loads according to the programmed sequence. Consumptions and appliances can be managed and monitored from the Smart Home section in real time.

With the new charts related to energy consumption, visible in the "Consumption management" section of the lares 4.0 App, it is possible to display, in addition to the charts for Energy consumption and production, the Peak power (production and consumption) and the Excess energy (total and average, as result of the difference between produced energy and consumed energy).



# 06

---

## Services for the Installer

---

104	Ksenia Pro APP
105	Ksenia SecureWeb
106	TalentLMS
107	Back Up & Supervision Services
108 - 109	Web Server
110	Ksenia DNS
111	vigilo

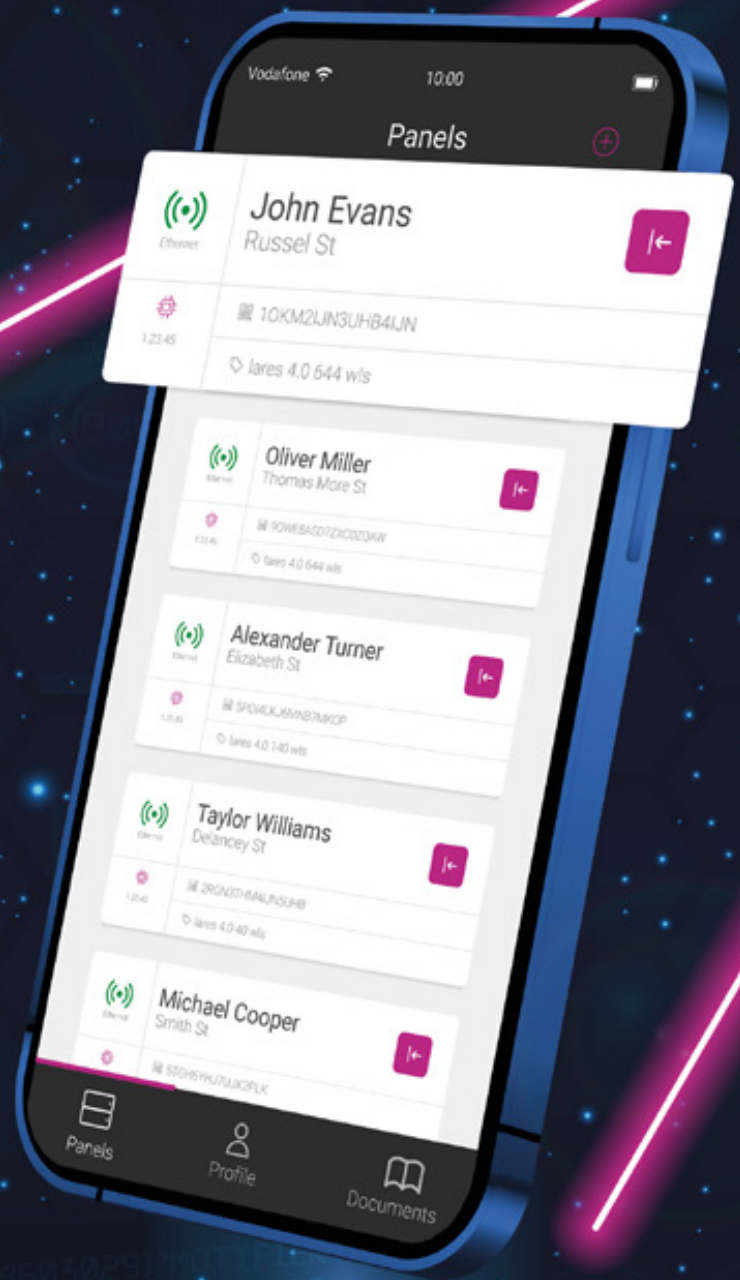
---

Easy. Professional.  
SecureWeb.



# SW

Easy. Professional.  
SecureWeb.



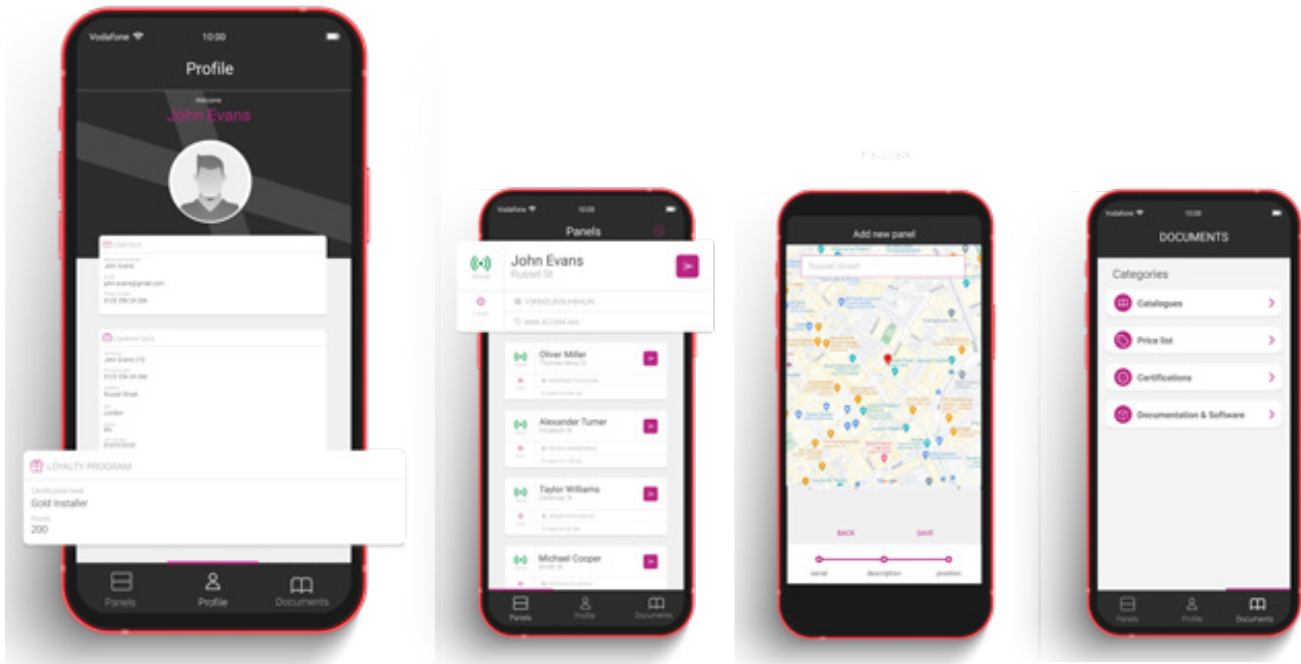


# Ksenia Pro App: only for Professional Installer



Ksenia SecureWeb offers to the Installer a single dedicated APP named Ksenia Pro, which allows the Control Panel Configuration from any mobile terminal, smart-phone included, simply by scanning the Control Panel QR-code and the registration with geolocation.

Furthermore, with this fantastic Tool, the Installer has the possibility to receive all the Technical Release, Marketing News, Reserved Commercial information and any variation applied to the Installer Manuals.



# Ksenia SecureWeb: your work where and when you want



**Panels**

View as list map

Search: Type something to search... All panels

	<b>Oliver Miller</b> Russell street				
	<b>Alexander Turner</b> Floral street				
	<b>Taylor Williams</b> Easter street				
	<b>Michael Cooper</b> Kambur street				
	<b>Oscar Walsh</b> Wild street				
	<b>Noah Anderson</b> Medora Road				

Results 1-7 Total: 08



**John Evans**  
domotic and security

Certification **Gold**  
John Evans

**User data**  
Keep your data healthy

First name	Last name
<input type="text"/>	<input type="text"/>
Email	Phone number
<input type="text"/>	<input type="text"/>
Fiscal code	
<input type="text"/>	

**Update**

**Privacy Settings**

Privacy Policy [Read the privacy conditions](#)

**Services**

**Loquendo** Customer voice notifications of your smart home and security system Refresh + Add

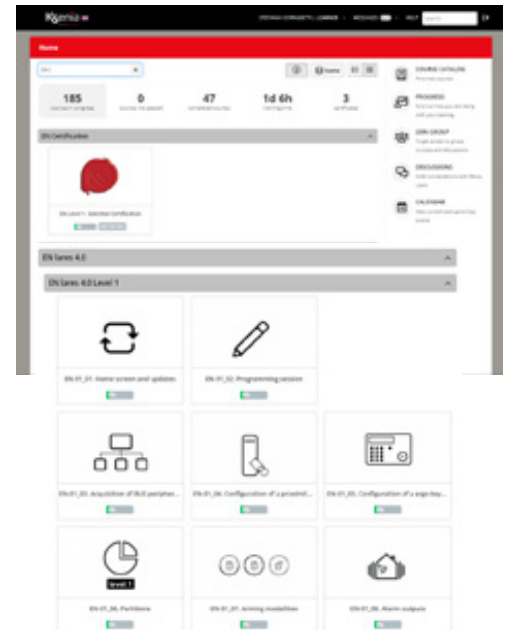
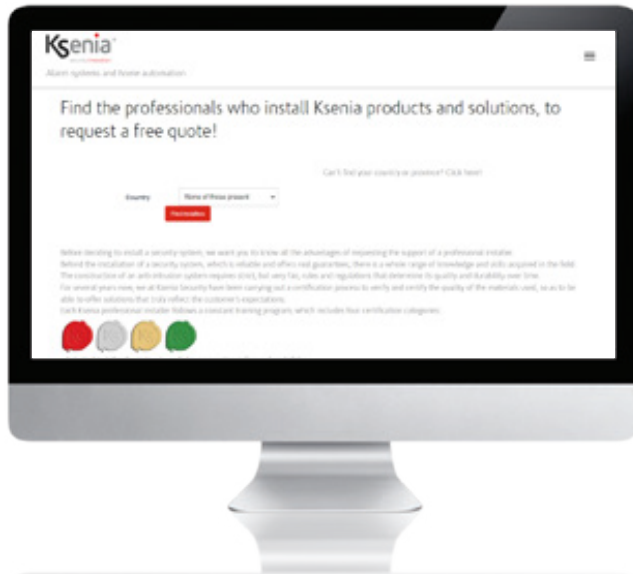
<b>Zuzana</b>	Czech
<b>Sara</b>	Danish
<b>Xander</b>	Dutch
<b>Serena</b>	English
<b>Audrey</b>	French
<b>Marisol</b>	Spanish

**Gateway** Set up your smart system modules and interact with other devices Refresh + Add

<b>HTTP</b> Active on control panel <b>Noah Anderson</b>		10KM2UN3UH84UN
<b>HTTP</b> Active on control panel <b>Oscar Walsh</b>		10KM2UN3UH84UN
<b>HTTP</b> Active on control panel <b>Michael Cooper</b>		10KM2UN3UH84UN



# Talent LMS: only for professional Ksenia Installers



**Selected  
Installer**



**Silver  
Installer**



**Gold  
Installer**



**Specialist  
Installer**

Technical Training plays a key role on the basis of Ksenia Security solutions; just think that every year we hold on average more than 120 training courses in Italy and abroad, reserved to Professional Security Installers and our Distributor technicians and Sales staff.

For this reason, we wanted to grow and make this service even more widespread and useful, by introducing a new e-learning system that will complete the training activity that we have been carrying out and that we are still carrying on.

Thus, we launched a new platform called LMS (Learning Management System), accessible from SecureWeb, allowing registered Installers to access several educational contents regarding the most technical aspects of our products, especially related to the lares 4.0 system.

The Ksenia Security Installer Certification Program also reports updates, evolving on the same platform.

In fact, upon completion of specific modules, Ksenia installers can have an online certification exam which, if successful, gives the opportunity to join the Loyalty Program, providing visibility on our website [www.kseniasecurity.com](http://www.kseniasecurity.com), reserved area. This generates free advertising for all those who will show interest in our solutions.

The Ksenia Security Certification Program has been completely

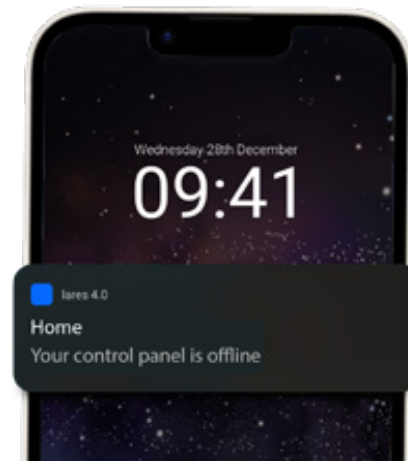
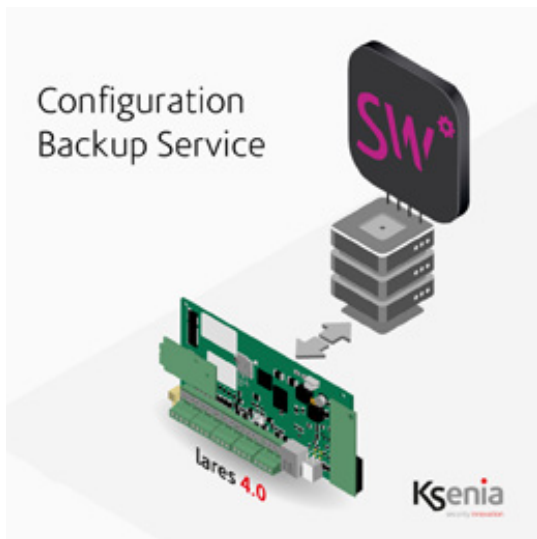
redesigned and includes 4 Certification categories, according to the following settlement:

- Selected Installer
- Silver Certified Installer
- Gold Certified Installer
- Specialist Certified Installer

This is an educational path; therefore, it always starts from the first step (Selected Installer) and then progresses towards the next Certification levels.

The Certificates acquired are valid for a whole calendar year; to renew them, it will be enough to score the minimum required in the Loyalty Program.

# AUTOMATIC BACKUP & SUPERVISION SERVICE



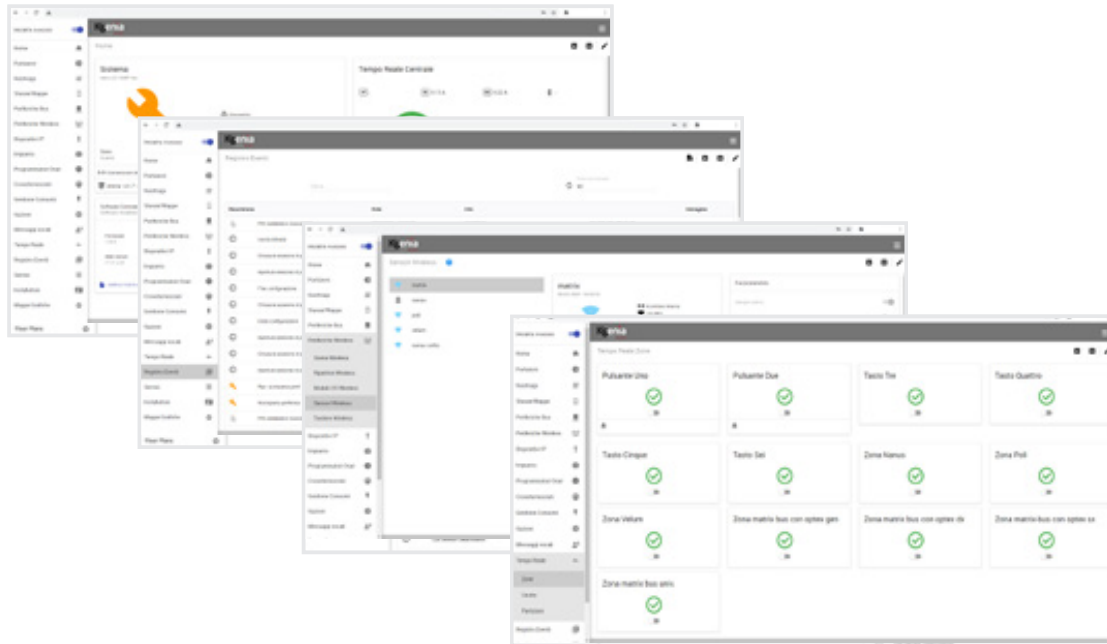
The automatic backup is one of the online services offered by Ksenia Security. Its activation is important in order not to lose any system information and when necessary, recover it with a simple click. The service gives automatic copies of the system configuration data, with the possibility of restoring if necessary, both on the same control panel and on different control panels. The maximum number of automatic saves is 3 for each system and, when the limit is reached, the oldest backup copies will be overwritten. A maximum of 2 copies can be preserved from overwriting by adding a specific description to identify them. A copy, however, will always be overwriteable. After the first activation, the automatic backup will be always operative and available for the installer via local connection or through Ksenia SecureWeb connection. On the other hand, the page where it is possible to view backups, lock files with a description and restore the configuration, is only visible by starting the Installer from Ksenia SecureWeb. The backup file with configuration data and graphic map images, is saved locally and then uploaded to the cloud. In case of unavailability of the connection, the control panel carries out all the necessary attempts until the upload is complete.

Another online service offered by Ksenia Security is Supervision of the control panel: every time the lares 4.0 control panel disconnects/reconnects from the cloud, the SecureWeb platform sends an email and a Push notification to all users who have configured the email address and have enabled the 'Supervision' notification on their lares 4.0 App. The main difference between the two means of communication lies in the fact that any variation is sent via Push Notifications, while, only the first hundred monthly status changes for each enabled user are sent by email. Activation of the service is free. It requires only a few simple steps for the correct configuration:

- access the Installer via SecureWeb;
- activate it on the Services page using the appropriate button;
- enable the sending of e-mails to users on the user management page designated users by specifying the address.

The user, therefore, by accessing the lares 4.0 App in the section 'Central setting', can choose to enable/disable the receiving push notifications. Finally, the Supervision service guarantees, in each moment, to verify if the users has enabled the service on their lares 4.0 App, its disabling and its restoration upon their request.

# Web Server for Installers



With the lares 4.0 platform, Ksenia has revolutionized the way of programming and maintaining the Security and Home & Building Automation systems.

In fact, for these operations it is no longer necessary to use a software installed on the installer's PC, but it is sufficient to connect to the control panel's web server, which contains the programming interface. This operation is made even simpler and faster thanks to the use of the Ksenia Secureweb platform that allows you to reach the control panel, even remotely, via a cloud based on AWS with the most advanced data encryption systems.

The installer has several ways to connect with lares 4.0 systems:

- **In local connection**

Via any web browser, simply by entering the local IP address of the lares 4.0 control panel.

- **APP "Ksenia Pro"**

By downloading the dedicated APP for Security installers for free and scanning the control panel's QR code.

- **Ksenia Secureweb**

Through any browser, by accessing the page [www.kseniasecureweb.com](http://www.kseniasecureweb.com)

The configuration interface is modern, intuitive and extremely fast. It allows to reduce connection times and eliminates the possibility of making errors due to data synchronization failure, since, following the connection, the real system configuration will be shown directly without any need to explicitly download data before making changes. Simultaneous access by several technicians is also allowed to check the configuration, the status of the system and the possible presence of faults.

The increase in speed is a visible plus even after sending a new configuration that no longer requires a system restart and thus avoids long waiting times and the annoying reset of the active outputs during this operation.

A further and fundamental aspect to consider is its universality. The user interface and the installer interface that are used to manage and program this new generation of control panels are always the same, for systems ranging from residential to small, medium and large industrial, and for wired, wireless or hybrids.

It is constantly enriched and simplified to provide a faster and more complete user experience through semi-automatic updates managed independently by the lares 4.0.

Finally, the very simple adaptation to the various languages by the whole system should be emphasized.

The control panel language is quickly set by the installer during the start-up phase of the control panel, while the user APP and installer interface languages automatically adapt to the language used by the smartphone and the web browser.

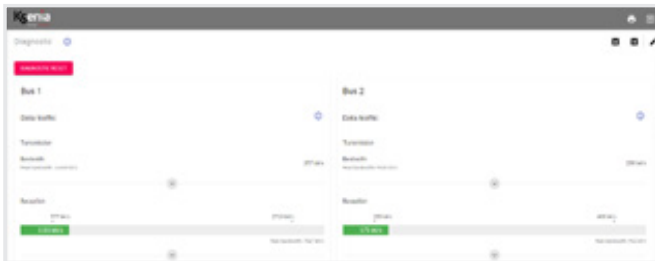


## Maintenance



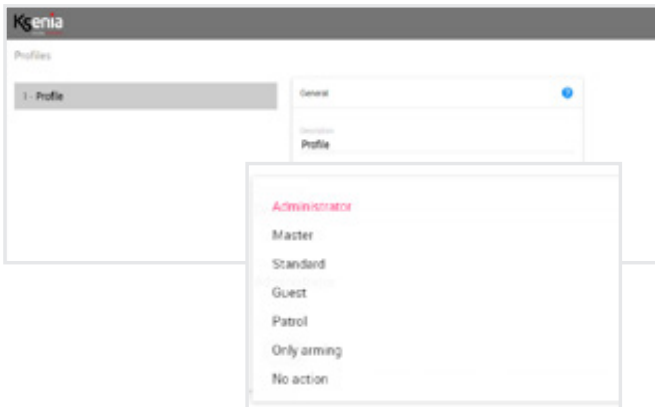
In the Installer menu there is a page dedicated to the Maintenance options that Ksenia reserves for its installers. From that page it is possible to: activate the 'alarm block' status and/ or 'action block'; block all alarm events, including sabotage and masking of the security part (without affecting the normal operation of the home automation/ access control); block all the alarms and alerts, without any exception; request technical assistance from Ksenia, if connected via SecureWeb; stop all ongoing alarms and/or their memory; clear the memory only for maintenance purposes; stop all queued and ongoing communications during maintenance.

## Diagnostics



A page dedicated to communication diagnostics is available in the Installer menu. The data contained in this page make it possible to evaluate the quality of the communication between the KS-BUS and the BUS peripherals. If the values of these data do not differ from the reference values, they indicate that the communication between KS-BUS and the BUS peripherals works properly. From this page, you can monitor consumptions (current, peak and estimated maximum consumption) and see the topology of each BUS branch of lares 4.0 control panel, of supervised power supply station (opis) and BUS isolators and repeaters (divide ) together with all the peripherals connected.

## User management - profiles



The new "Profiles" page allows you to group users who insist on the same partitions, share the same hashtags, and have the same access level. The user configuration page includes the new 'Profiles' section to associate 'Profiles' with users. In addition, end users (access to the webservice with user login) with Administrator access level, can add and remove new users and enroll the RFID tags of all users without calling the installer.



# DNS SMTP

## Free

All the service is completely free for all Ksenia customers; no deadline in terms of time or computational resources.

## Tech. Support

All users can access the e-mail support to resolve configuration issues or to our Ksenia support.

## Dynamic DNS

The dyndns is a tool to update in real time a URL, making it always point to the IP address of your system. In this way, the IP address can even change, but the URL address remains the same over time, allowing the connection to the line with dynamic IP address.

KseniaDns.com is a free service without paying options that can exploit this mechanism to your dynamic IP, associating a fixed URL. Inserting a device Ksenia configured to use the DDNS service, in your network, you can indirectly also access other resources, such as cameras, NVR, etc.

## Professional

All recordings are used to manage countless clients / devices from your account, and you can also monitor all their interactions with the server devices ksenia ddns in the log. Finally you can make advanced searches using various types of filtering information.

## Documented

The service is provided by a very detailed online help for both the registration process and the operation of the various devices.

## Effective and Reactive

A service-based cluster of redundant servers provided directly by Telecom Italy, unlimited resources to provide an efficient, responsive h24 Service. Kseniadns.com, as all Ksenia solutions, simple unique.

## free SMTP

Even if the dyndns service is not necessary in the case of control panel management via SecureWeb, registering the control panels to the service, it provides a free SMTP server that Ksenia devices can use to send emails.

## Simple to use

Simplified configuration for all Ksenia devices, using the software basis in three steps: register on the portal (only the first time), register a personal URL, by registering URL configuration of basis / lares 4.0.

## www.kseniadns.com

A free service to Ksenia Selected Installers.



# vigilo Alarm Receiving and Centralization Software

Product code **KSI7810500.001** - vigilo-pro software



## TECHNICAL DATA

- **CPU:** Intel® celeron™ N4500
- **RAM:** 4 GB
- **Hard Disk:** 256 GB SSD
- **Graphic:** Intel® Integrata
- **LAN:** 10/100/1000Mbps Built-in Ethernet
- **Wireless:** 802.11b/g/n Built-in Wireless Network
- **I/O:** 1 x HDMI Port, 1 x VGA(D-sub) Port, 1 x RJ-45 Gigabit Lan, 2 x USB 2.0 Port • 1 x Audio-in, 1 x Line-out
- **Power:** 65 W AC 100~240V 50/60Hz, DC 19V~3.42A
- **Dimensions:** 115 x 115 x 49 mm (h x l x p)
- **Weight:** 700gr

## HOW TO ORDER

- **KSI7810500.001** - vigilo-pro software - up to 500 systems

## OPTIONALS

- **KSI7810000.000** - Online service contract for one year (after the first)
- **KSI7810000.100** - Ticket for each technical assistance out of contract

## COMPLIANCE

Europe - RoHS, CE

**vigilo is the Alarm Receiving and Centralizing software by Ksenia Security.**

Thanks to the enormous opportunities offered by their lares IP panels, directly connected to the network without need of additional transmission devices, or to the gemino GSM/GPRS Communicator, the next logical step offered by Ksenia is to allow, for example, Headquarters of a Credit Institute to centralize a very significant number of systems as well as to allow selected Ksenia installers to offer new and important services to their customers (for example tele-service and tele-maintenance). vigilo provides three levels of access (installer, operator, user) and does not require any application: just open an internet browser and connect to the IP address of the panel on which it is installed to display the system status. It also works with all operating systems including Android tablet or MAC OS.

The vigilo SW (not to be confused with the CMS-Central Monitoring Station SW) it is designed to be very simple, effective and still able to receive any events from systems connected to it. The number of such systems can reach up to 500 in "vigilo pro" version (professional).

Basically, it is organized into three sections:

- **alert:** section dedicated only to those events programmed to be of priority such as alarms.
- **events:** section dedicated to receiving all events, even technical
- **maps:** all systems connected to the SW are geo-localized on Google Maps to visualize them and enable the installer to define the most convenient itinerary depending on the intervention priority.

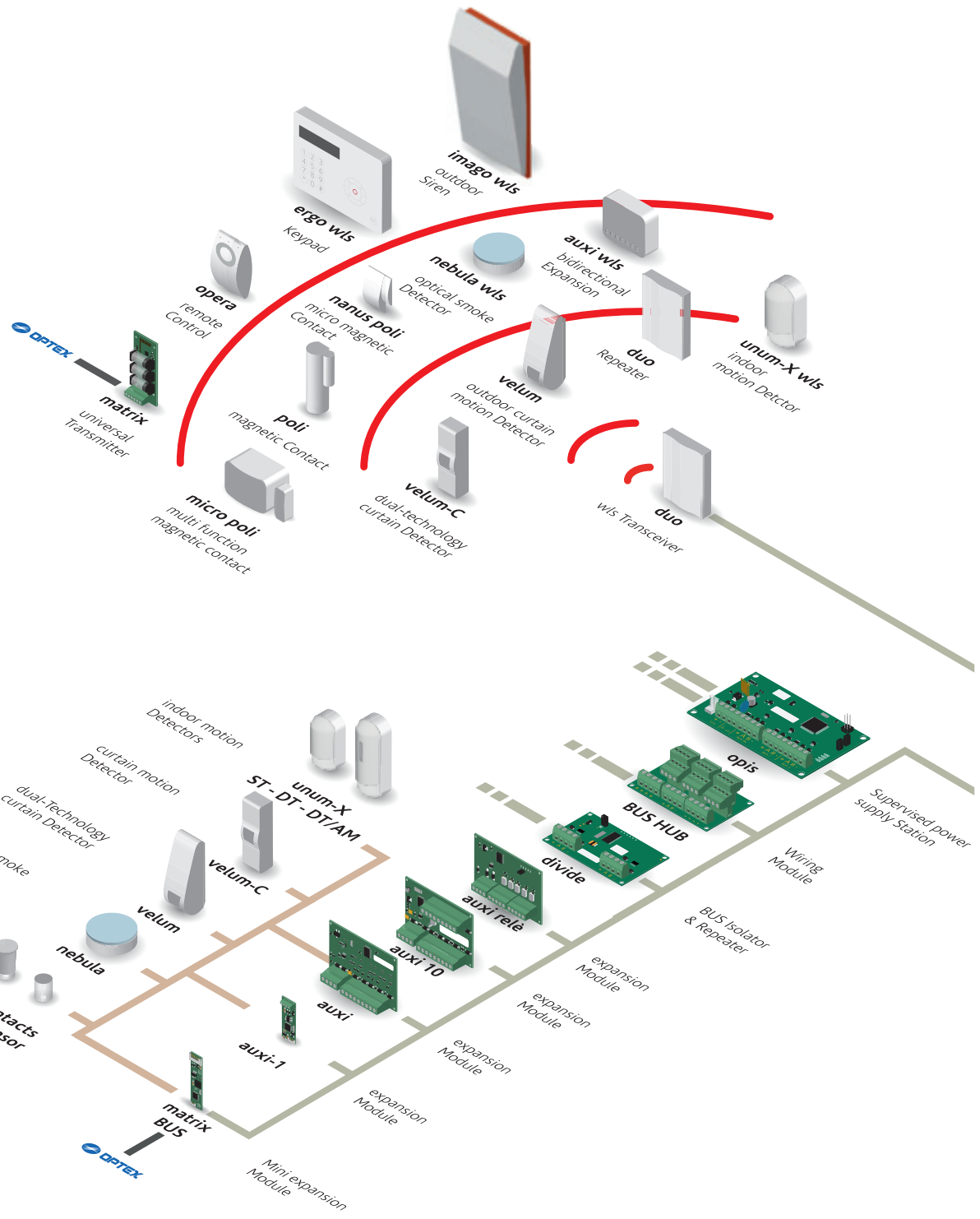
Both SW versions are preferably supplied on an industrial compact size PC, already pre-loaded, tested and protected in order to present to the installer a Plug&Play kit. This requires only to be powered and linked to the IP to give immediate access to the network of IP platforms lares.

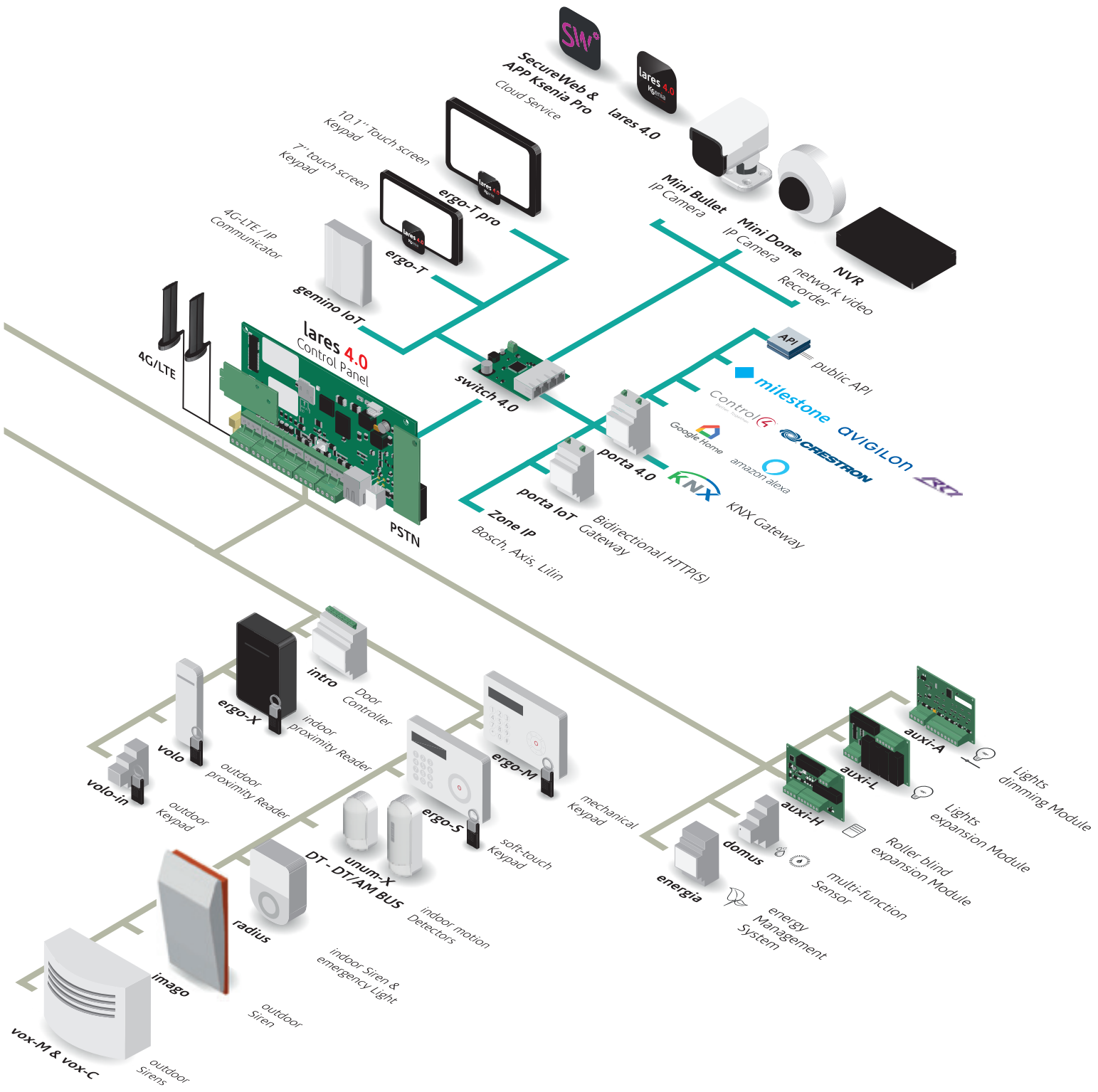
SW and HW supports are warranted and included in the price for a period of one year starting from the purchasing date.

# SOLUTIONS RANGE

## Legenda

- KS-BUS 485
- Universal
- RS-232
- PoE / LAN
- Wireless









**Ksenia**<sup>®</sup>  
security innovation

**Lobeco**  
FIRE + SECURITY

*We make it work.*

 Koraalrood 90 | 2718 SC Zoetermeer | Tel.: +31 (0)70 - 314 314 3 | [info@lobeco.nl](mailto:info@lobeco.nl) | [www.lobeco.nl](http://www.lobeco.nl)  
 Vliegveld 37 | 8560 Wevelgem | Tel.: +32 (0)56 78 20 20 | [info@lobeco.be](mailto:info@lobeco.be) | [www.lobeco.be](http://www.lobeco.be)